


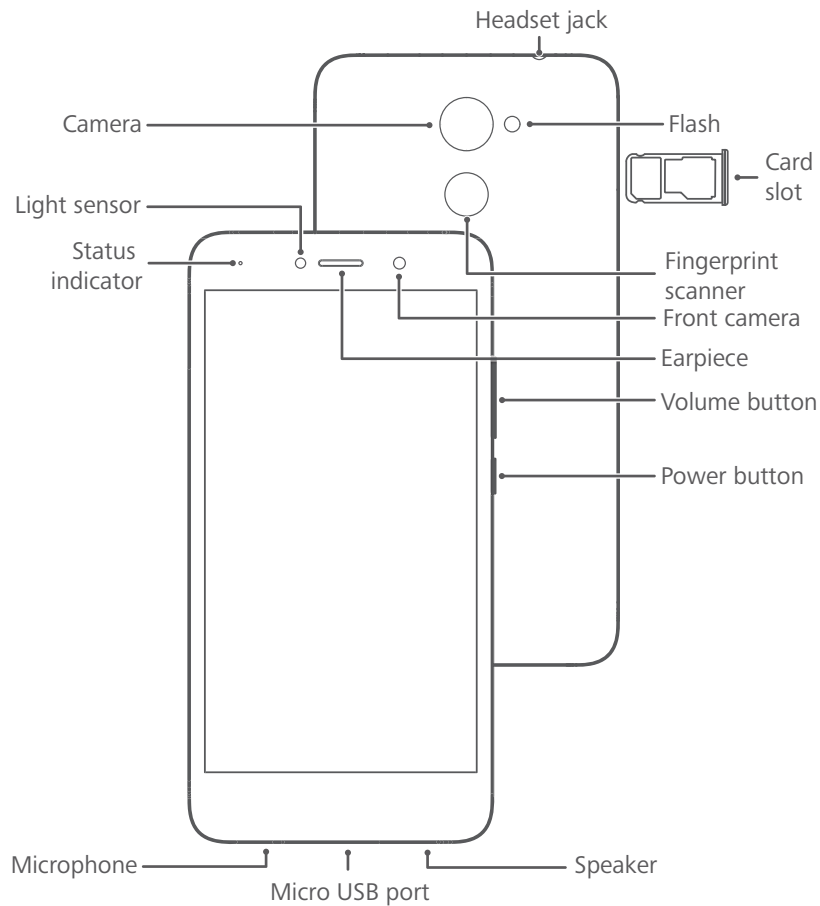
honor holly 4^{plus}


Quick Start Guide

Your device at a glance

Before you start, let's take a look at your new device.

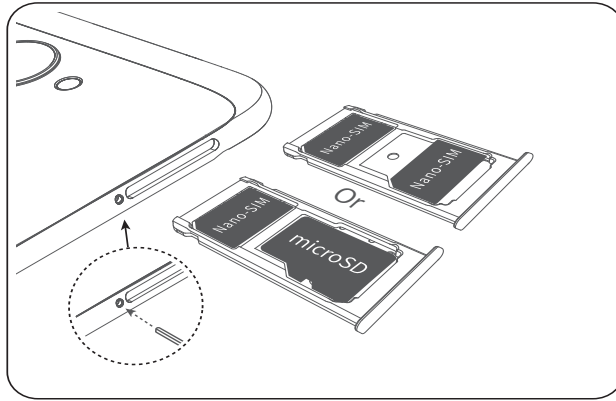
- To power on your device, press and hold the power button until the screen turns on.
- To power off your device, press and hold the power button, and then touch .






-  To force your device to restart, press and hold the power button until your device vibrates.

Getting Started

Follow the instructions in the following figures to set up your device.



-  • Do not insert or remove the SIM card when your device is powered on.
 - Ensure that the card is correctly aligned and that the card tray is level when you insert it into your device.
-  Be careful not to scratch your device or hurt yourself when using the eject pin. Store the eject pin out of the reach of children to prevent accidental swallowing or injury.
-  Do not use cut or modified SIM or microSD cards with your device as these may not be recognized and could damage the card tray.

Dual card dual standby single pass

Your device supports only dual card dual standby single pass, which means you cannot use both SIM cards for calls or data services simultaneously.

- When you are on a call using SIM card 1, SIM card 2 cannot be used to make or answer calls. If someone calls SIM card 2, the caller will hear a voice message similar to "The subscriber you dialed is out of the service area" or "The subscriber you dialed cannot be connected for the moment, please try again later." The actual message will vary by service provider.
- When you are using SIM card 1's data service, SIM card 2's data service will be disabled.

Your device's single pass feature helps reduce power consumption and increase your device's standby time. It is not related to your service provider's network conditions.

It may be a good idea to contact your service provider and subscribe to missed call reminder and related assistance services to avoid the conflicts mentioned above.

For more information


If you encounter any problems while using your device, you can obtain help from the following resources:


Go to  **HiCare**. You can:


- Touch the **Manuals** tab to view online user guides.
- Touch the **Forum** tab to request help in the Huawei forums.
- Touch the **Service** tab for service center, helpline, and customer service information.

Log on to the official Huawei website. You can:

Visit <http://consumer.huawei.com/en/support/hotline> for the most up-to-date contact information for your country or region.

Go to  **Settings** and touch **About phone > Legal information** to view legal information for your product.

Go to  **Settings** and touch **About phone > Legal information > Safety information** to view safety information for your product.

-  All pictures and illustrations in this guide, including but not limited to the product color, size, and display content, are for your reference only. The actual product may vary. Nothing in this guide constitutes a warranty of any kind, express or implied.

Safety Information

Please read all of the safety information carefully before using your device to ensure its safe and proper operation and to learn how to dispose of your device properly.

Operation and safety



- To prevent possible hearing damage, do not listen at high volume levels for long periods.
- Using an unapproved or incompatible power adapter, charger, or battery may damage your device, shorten its lifespan, or cause a fire, explosion, or other hazards.
- Ideal operating temperatures are 0 °C to 35 °C. Ideal storage temperatures are -20 °C to +45 °C.
- Pacemaker manufacturers recommend that a minimum distance of 15 cm be maintained between a device and a pacemaker to prevent potential interference with the pacemaker. If using a pacemaker, hold the device on the side opposite the pacemaker and do not carry the device in your front pocket.
- Keep the device and the battery away from excessive heat and direct sunlight. Do not place them on or in heating devices, such as microwave ovens, stoves, or radiators.
- Observe local laws and regulations while using the device. To reduce the risk of accidents, do not use your wireless device while driving.
- While flying in an aircraft or immediately before boarding, only use your device according to instructions provided. Use of a wireless device in an aircraft may disrupt wireless networks, present a hazard to aircraft operation, or be illegal.

- To prevent damage to your device's parts or internal circuits, do not use it in dusty, smoky, damp, or dirty environments or near magnetic fields.
- When charging the device, make sure the power adapter is plugged into a socket near the devices and is easily accessible.
- Unplug the charger from electrical outlets and the device when not in use.
- Do not use, store or transport the device where flammables or explosives are stored (in a gas station, oil depot, or chemical plant, for example). Using your device in these environments increases the risk of explosion or fire.
- Dispose of this device, the battery, and accessories according to local regulations. They should not be disposed of in normal household waste. Improper battery use may lead to fire, explosion, or other hazards.

Safety precautions

- Use of wireless hands-free system (headphone, headset) with a low power Bluetooth emitter.
- Make sure the cell phone has a low SAR.
- Keep your calls short or send a text message (SMS) instead. This advice applies especially to children, adolescents and pregnant women.
- Use cell phone when the signal quality is good.
- People having active medical implants should preferably keep the cell phone at least 15 cm away from the implant.

Disposal and Recycling Information



This symbol on the device or on its packaging indicates that the device (including its electrical accessories) should not be disposed of as normal household garbage. Do not dispose of your device as unsorted municipal waste. The device should be handed over to an authorized collection center for recycling or

proper disposal at the end of its life. Please contact us on official website: <http://consumer.huawei.com/in/index.htm>, e-mail: service.hw.in@huawei.com, service hotline: 1800-209-6555 (Toll-Free, 9AM-9PM all 7 days, except public holidays)

or address: M/S -RUN SERVICE INFOCARE PVT LTD, Ambit IT Park, Module D,4th Floor, Ambattur Industrial Estate, Chennai 600058

to find contact details of the collection center. Improper handling, accidental breakage, damage, and/or improper recycling may be harmful for health and environment.

For more detailed information about the recycling of the device, contact your local city office, the household waste disposal service, or the retail store from where you purchased this device. The disposal of this device is subject to the E-Waste (Management) Rules, 2016. The purpose for separating E-Waste from other wastes is to minimize the potential environmental impacts on human health of any hazardous substances that may be present.

Reduction of Hazardous Substances

This device is compliant with the E-Waste(Management) Rules, 2016, and does not contain hazardous substances regulated by the Rules except for the applications of exemption.

Certification Information (SAR)

This device meets guidelines for exposure to radio waves. Your device is a low-power radio transmitter and receiver. As recommended by international guidelines, the device is designed not to exceed the limits for exposure to radio waves. These guidelines were developed by the independent scientific organization International Commission on Non-Ionizing Radiation Protection (ICNIRP) and include safety measures designed to ensure safety for all users, regardless of age and health.




The Specific Absorption Rate (SAR) is the unit of measurement for the amount of radio frequency energy absorbed by the body when using a device. The SAR value is determined at the highest certified power level in laboratory conditions, but the actual SAR level of the device when being operated can be well below the

value. This is because the device is designed to use the minimum power required to reach the network.

The SAR limit adopted by India is 1.6 watts/kilogram (W/kg) averaged over one gram of tissue. The highest SAR value for this device is 0.44 W/kg.

Legal Notice

Trademarks and Permissions

 ,  , **HUAWEI**, and  are trademarks or registered trademarks of Huawei Technologies Co., Ltd.

Android™ is a trademark of Google Inc.

LTE is a trademark of ETSI.

The *Bluetooth*® word mark and logos are registered trademarks owned by *Bluetooth SIG, Inc.* and any use of such marks by Huawei Technologies Co., Ltd. is under license.

Wi-Fi®, the Wi-Fi CERTIFIED logo, and the Wi-Fi logo are trademarks of Wi-Fi Alliance.

Privacy Policy

To better understand how we protect your personal information, please see the privacy policy at <http://consumer.huawei.com/privacy-policy>.

**Copyright © Huawei Technologies Co., Ltd.
2017. All rights reserved.**

THIS DOCUMENT IS FOR INFORMATION PURPOSE ONLY, AND DOES NOT CONSTITUTE ANY KIND OF WARRANTIES.

Note: Remember the Google account your phone last logged in to.

During an untrusted factory settings restoration or microSD card-based update, Google's anti-theft mechanism requires you to enter the Google account your phone last logged in to on the startup navigation screen for identity authentication. Your phone can properly power on only after the identity authentication passes.

Please visit

<http://consumer.huawei.com/en/support/hotline> for recent updated hotline and email address in your country or region.

Model: TRT-AL00



31508828_01

