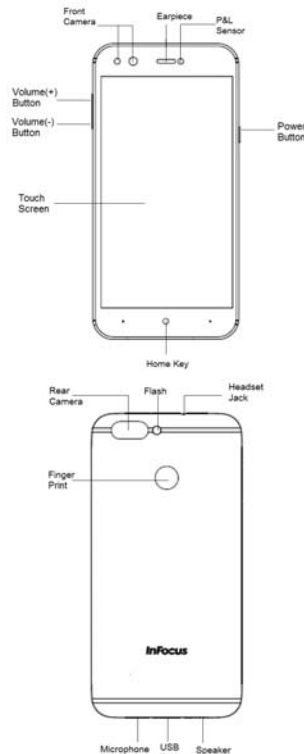


80g书纸, 1C+1C, 风琴折
成品尺寸: 132*66mm

InFocus

SNAP 4
(Model: IF9003)

Quick Start Guide



InFocus Information

SAR Information

This mobile device meets guidelines for exposure to radio waves. Your mobile device is a radio transmitter and receiver. It is designed not to exceed the limits for exposure to radio waves recommended by international guidelines. These guidelines were developed by the independent scientific organization ICNIRP and include safety margins designed to assure the protection of all persons, regardless of age and health.

The exposure guidelines for mobile devices employ a unit of measurement known as the Specific Absorption Rate or SAR. The SAR limit stated in the ICNIRP guidelines is 1.6 W/kg averaged over 1 grams of tissue. Tests for SAR are conducted using standard operating positions with the device transmitting at its highest certified power level in all tested frequency bands. The actual SAR level of an operating device can be below the maximum value because the device is designed to use only the power required to reach the network. That amount changes depending on a number of factors such as how close you are to a network base station. The highest SAR value under the ICNIRP guidelines for use of the device at the head is 0.833 W/kg and at the body is 1.450 W/kg (The measure distance of 5mm). Use of device accessories and enhancements may result in different SAR values. SAR values may vary depending on national reporting and testing requirements and the network band.

Important Safety Information

Use a wireless hands-free system (headphone, headset) with a low power Bluetooth emitter.

- Make sure the cell phone has a low SAR.
- Keep your calls short or send a text message (SMS) instead. This advice applies especially to children, adolescents and pregnant women.
- Use cell-phone when the signal quality is good.
- People having active medical implants should preferably keep the cell phone at least 15 cm away from the implant.

RoHS Compliance

This product is in compliance with DIRECTIVE 2011/65/EU OF THE EUROPEAN PARLIAMENT AND

OF THE COUNCIL of 8 June 2011, on the restriction of the use of certain hazardous substances in electrical and electronic equipment and its amendments.

E-Waste

Products are in conformity with the requirements of the reduction of hazardous substances of the E-Waste rules 2016.

For the purpose of recycling to facilitate effective utilization of resources, please return this product to a nearby authorized Collection Centre, registered Dismantler or Recycler, or Service Centre for disposing of this product.

To know more about safe and secure recycling and proper disposal of end-of-life electrical and Electronic Products Customer can contact [our recycling partner](#) on toll-free numbers region wise at:

North India-1800-102-8632
South India- 1800-843-3303
East India- 1800-843-3301
West India-1800-843-3302
Email – info@3recycler.com

[For more detailed information, see the User Guide.](#)
www.infocusindia.co.in

Charging the Battery

Before using the phone, it is recommended to fully charge the battery first.



1. Connect the smaller end of the USB cable to the USB port of the device.
2. Connect the other end of the cable to the AC adapter or other USB port with power source (for example, laptop).
3. Plug the AC adapter to a wall outlet to start charging.

Warning

- Charge only indoors and in dry environments.
- For safety, the overheat protection will be active during charging. If the system temperature reaches above the maximum level, the device will automatically stop charging. The device will only resume charging when

normal operating temperature is reached.

- If there is no response after you press the power button or touch the panel, press and hold the 'power button and volume (+) key' for 10 seconds, phone will restart, and if you hold the 'power button' for 10 seconds, it will restart too.

- InFocus standard for water ingress ion criteria.

(1) Water ingress ion label become red color or contaminated.

(2) Water marks or corrosions on device PCB or components.

- Please make sure the temperature for adapter will not be higher than 40 °C
- Do not store your phone in temperatures higher than 60 °C
- The operating temperature for this device is from -10 °C to 50 °C

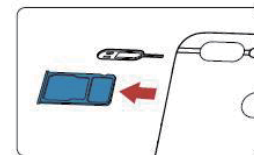
WEEE Notice

The WEEE logo on the product or on its box indicates that this product must not be disposed of or dumped with your other household waste. You are liable to dispose of all your electronic or electrical waste equipment by relocating over to the specified collection point for recycling of such hazardous waste. Isolated collection and proper recovery of your electronic and electrical waste equipment at the time of disposal will allow us to help conserve natural resources. Moreover, proper recycling of the electronic and electrical waste equipment will ensure safety of human health and environment. For more information about electronic and electrical waste equipment disposal, recovery, and collection points, please contact your local city center, household waste disposal service, shop from where you purchased the equipment, or manufacturer of the equipment. Do dispose according to the local laws and regulations of your region.

IS 16333(Part 3) : 2016 compatible
Indian Language Support for Mobile Phone

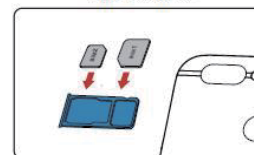
Installing SIM Card and Memory Card

1. Put the thimble tool into the hole near SIM card tray, then push until card tray pop up, and then pull out the card with hand.



2. Put the SIM1/SIM2 into the card slot or put the SIM1/Memory card into the card slot as below picture. Then push the tray into the phone card slot.

SIM 1 / SIM 2



SIM 1 / Micro SD

