



OnePlus 3 User Manual

Index


04	What's in The Box?	14	Setup
05	Device	15	Launcher & Shelf
06	Alert Slider	16	Customization
07	Fingerprint Sensor	17	App Permissions
08	Display	18	Messenger
09	Camera	19	Dialer
10	Dual Nano SIM Card Tray	20	OnePlus Gallery
11	Dash Charge	21	OnePlus Music
12	Power On	22	Safety Information
13	Oxygen OS		

Welcome

Thank You!

This is your smartphone. The OnePlus 3 is the end result of working closely with the community, incorporating the feedback you've shared with us over the past couple of months to make things better. It represents a tangible commitment to our desire to build devices we want to use ourselves. Our goal was to build a smartphone without compromises, built hand-in-hand with users. But, don't just take our word for it. It's about time you judged for yourself. Thank you for standing with us.

What's in The Box



OnePlus 3



Screen Protector
(*Note: The screen protector has been pre-applied on the phone)



SIM Tray Ejector



Dash Charger

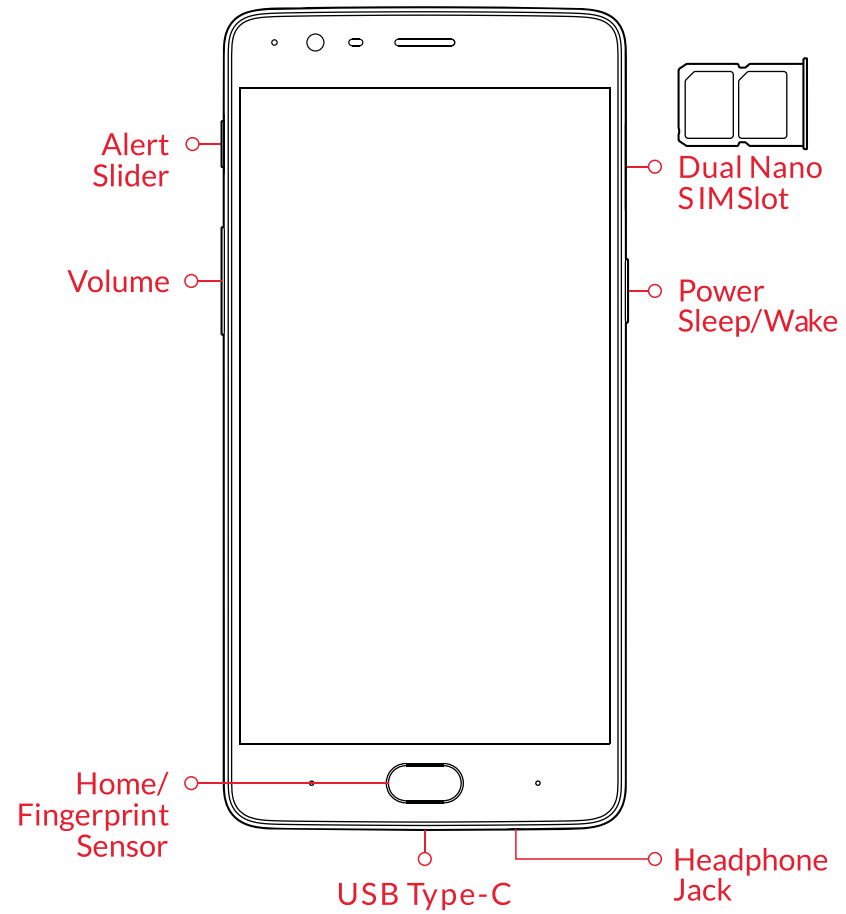


Type-C Cable



Quick Start Guide
Safety Information

Device



DASH
CHARGE

Alert Slider

The Alert Slider allows you to effortlessly switch between 3 notification profiles without having to take your phone out of your pocket. With the OnePlus 3, switching between alert modes faster and easier than ever before.



None

Disables all notifications
(alarms will still be enabled)



Priority

Pushes notifications only from your
priority apps and contacts
(which you can program in Settings >
Sound & notification > App notifications)




All

Allows notifications from all apps
and contacts.

Fingerprint Sensor

Quickly and securely unlock your OnePlus 3 with a simple press.
Up to 5 unique fingerprint profiles can be stored at any given time.



Display

OnePlus 3 comes equipped with a stunning 5.5" Optic AMOLED display. Colors are more vivid and true-to-life than ever before and a series of custom-engineered gamma corrections create a more natural viewing experience, while a dual-polarizing layer ensures ideal clarity.



Camera

In difficult lighting conditions, High-Dynamic Range (HDR) is automatically enabled to produce consistent, well-balanced photos.

Smile Capture eliminates the need for awkward arm-reaching. Just smile to take great selfies, the OnePlus 3 camera takes care of the rest.

Dynamic De-noise compares several frames of the same photo and blends them together to reduce noise and improve clarity, instantly.

OIS, EIS, 16MP sensor, f/2.0 lens; enjoy all the features of a DSLR, but none of the weight.

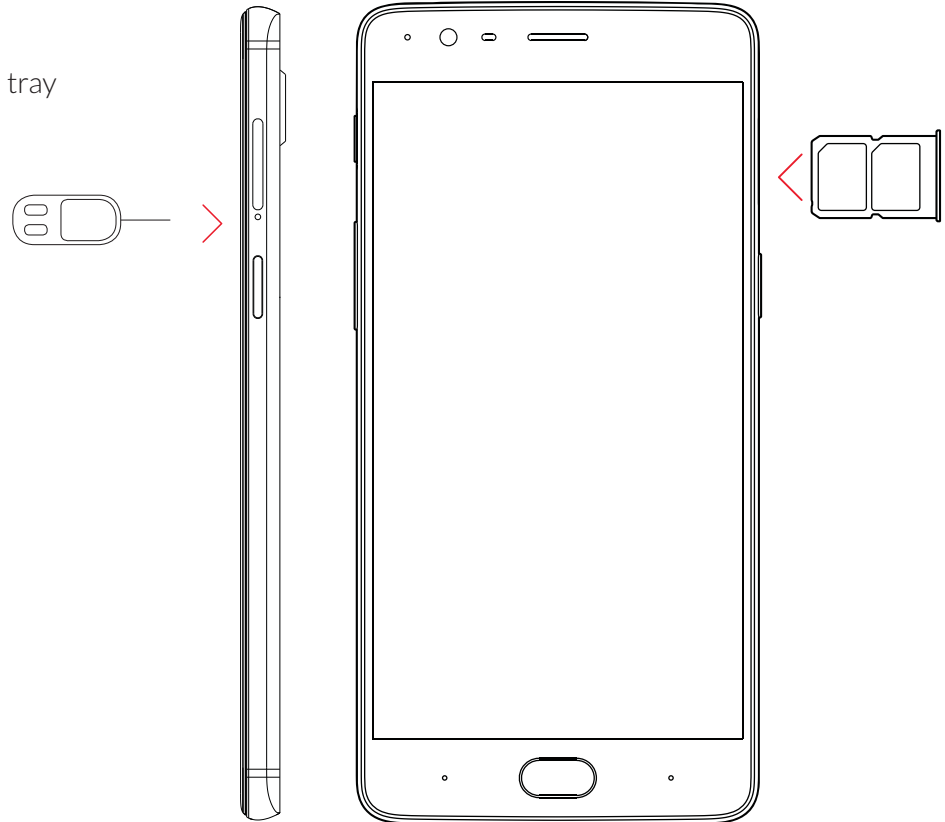


Dual SIM Card Tray

There's no need to lug around two phones or change out your SIM cards while traveling. Stay connected to two networks, simultaneously!

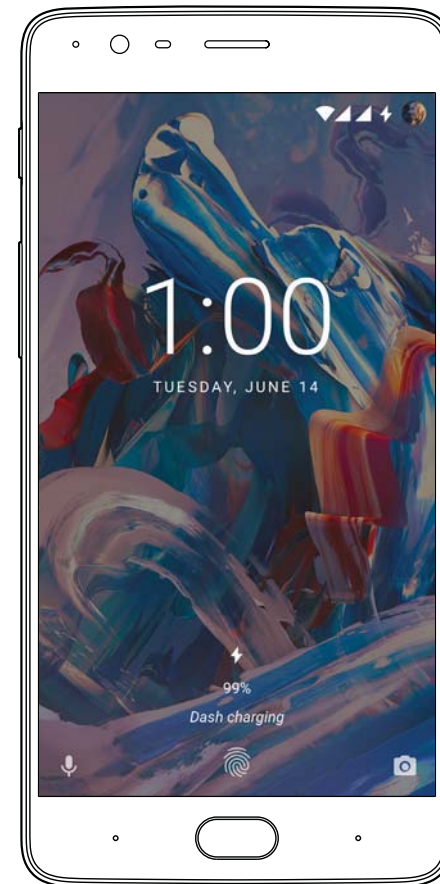
Instructions:

The SIM tray ejector found in the box is used to remove the SIM tray from the device. Two nano SIM cards fit into the tray.



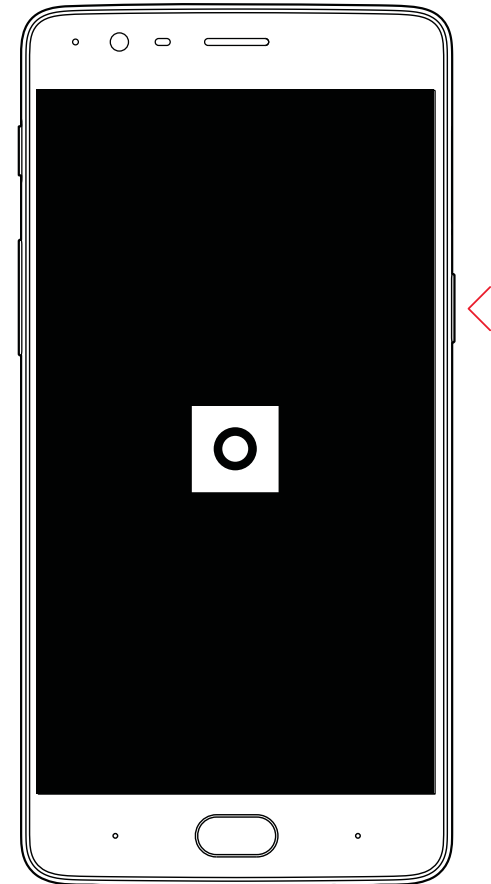
Dash Charge

Dash Charge sets the new benchmark for quick charging solutions. A quick 30 minute charge will replenish over 60% of your OnePlus 3's battery. By shifting the power management system and heat dispersion elements to our Dash Charge Adapter, very little heat ever reaches your OnePlus 3.



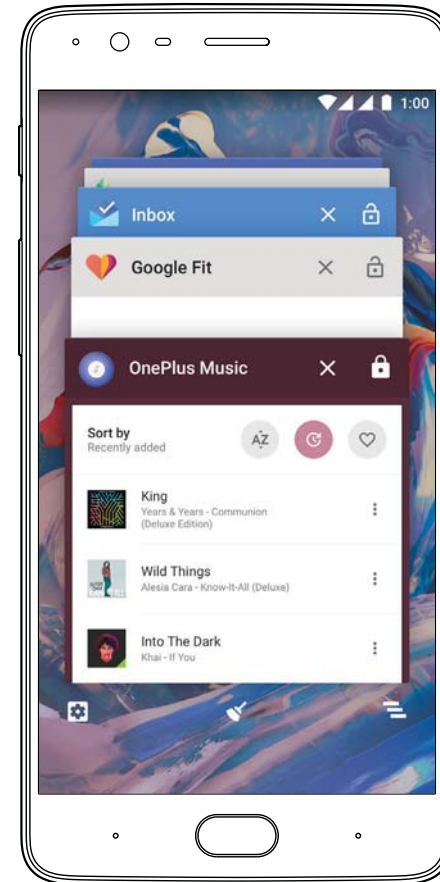
Power On

Turn on your OnePlus 3 by pressing and holding the <Power> button, found on the right side of the device, for a few seconds. Then follow the on-screen instructions to start personalizing your OnePlus 3.



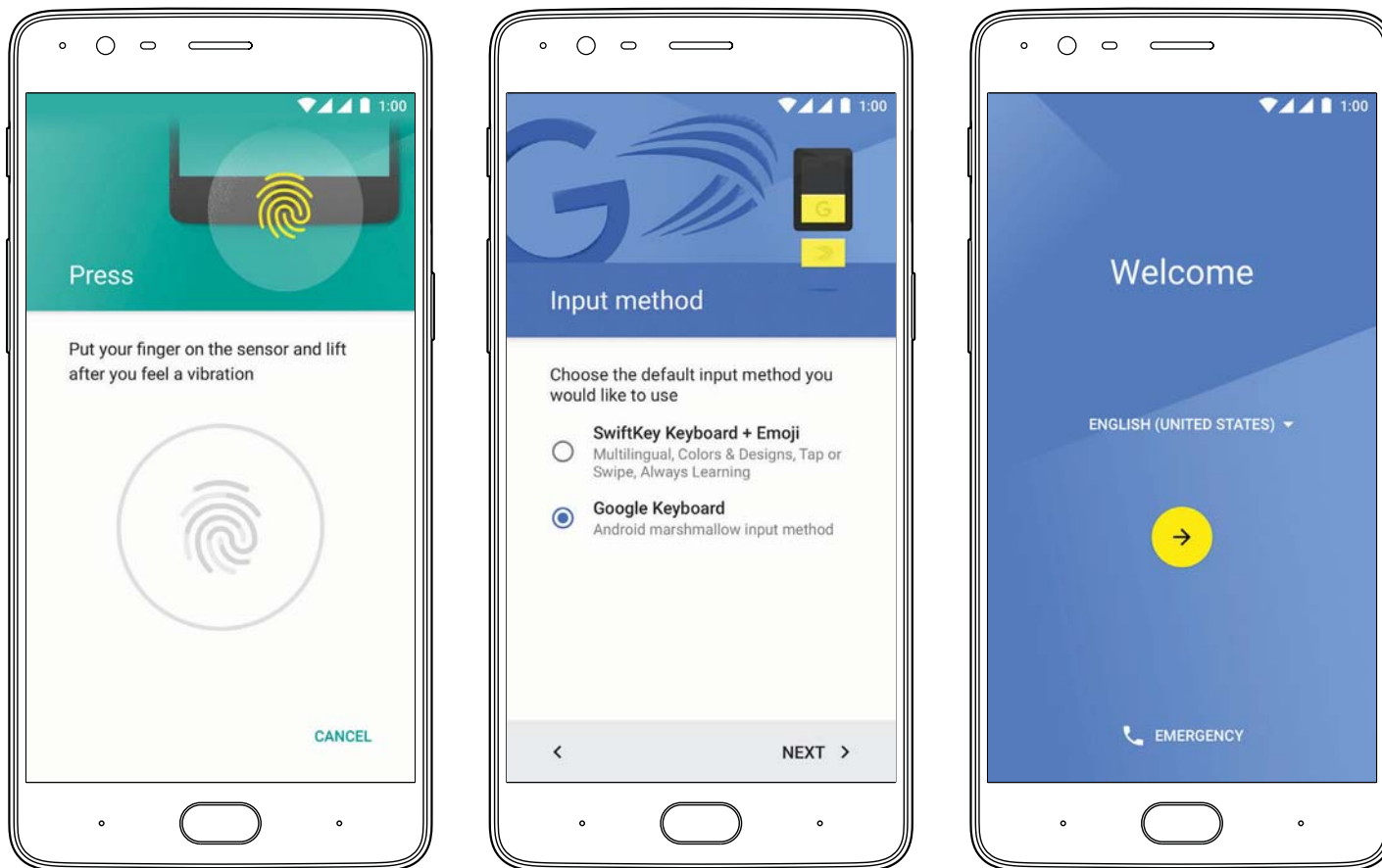
OxygenOS

OxygenOS strikes a perfect balance between power and simplicity. It is clean, comfortable, and easy to use right out of the box. OxygenOS also includes an array of robust power features.



Setup

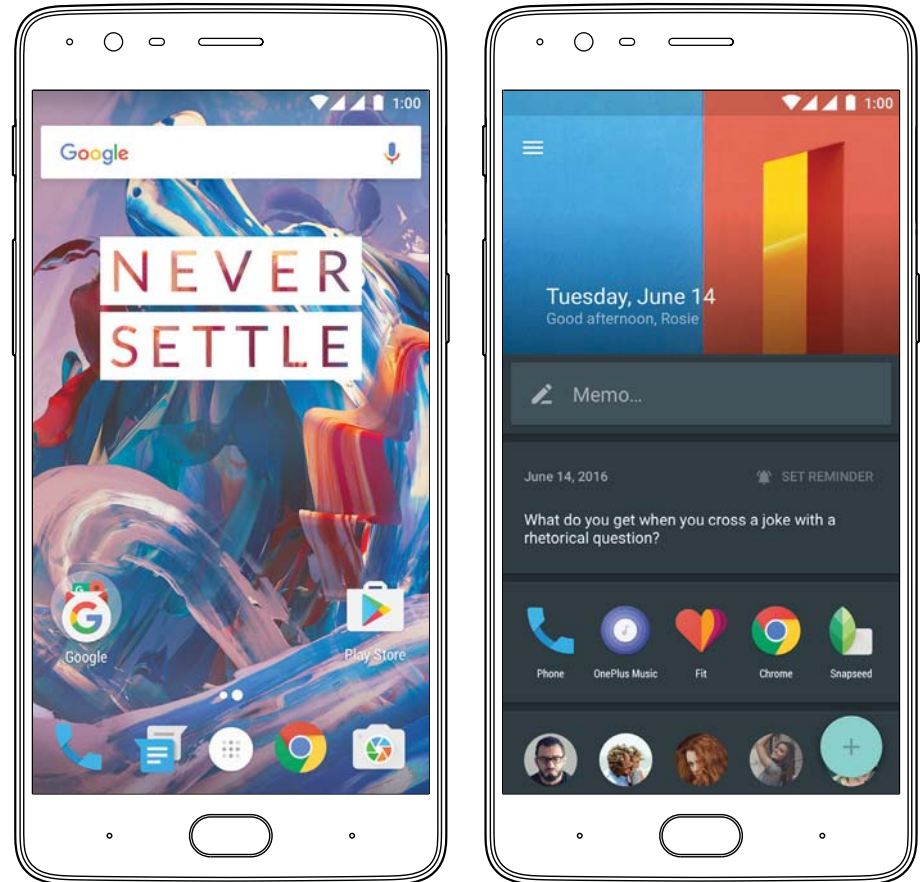
Upon booting up, proceed through the Google wizard to setup your Google account & sync, setup fingerprint and more. The OnePlus Setup gives you the opportunity to personalize your OnePlus 3, allowing you to craft a smartphone experience that works just the way you want it to. You can enable software buttons, gestures and other features as you see fit.



Launcher & Shelf

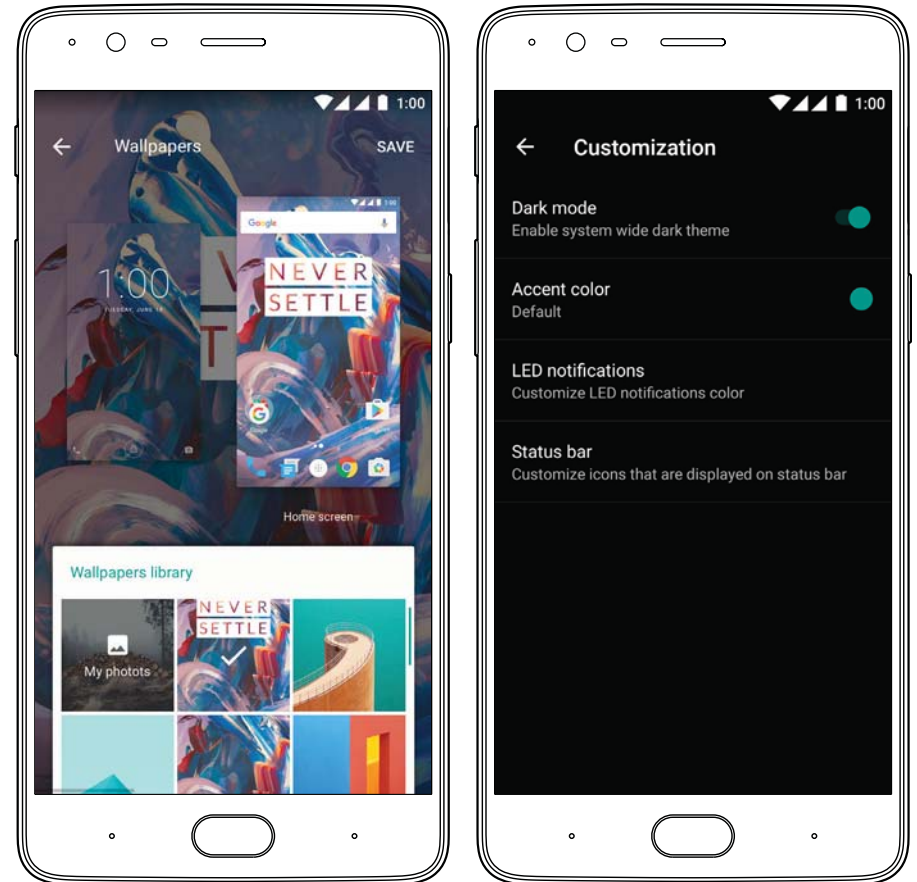
The launcher supports third party icons and also allows users to change their app drawer grid, assign gestures & more. From the launcher, swipe right to reveal Shelf, our user-friendly deck feature that neatly presents frequently used apps, favorite contacts, widgets and more.

Note: Users can re-arrange icons by long pressing on the home screen and clicking “Rearrange” to remove clutter.



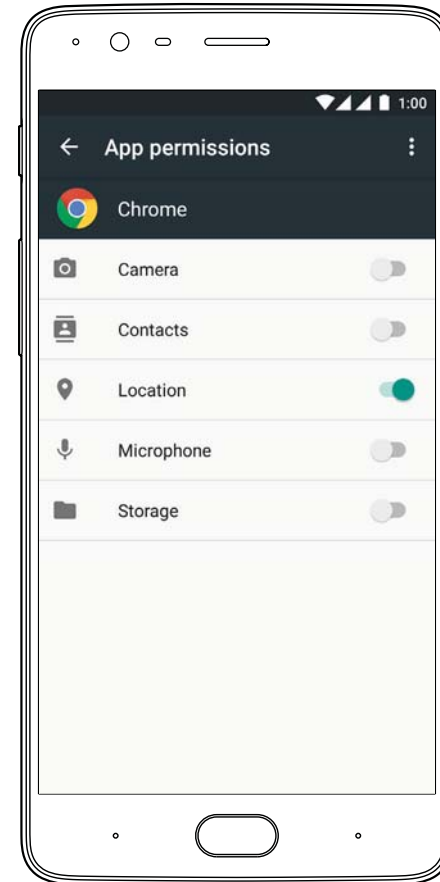
Customization

OxygenOS features a native dark mode that makes for a pleasant viewing experience. Change your accent color from the customization page under settings to express your personal style. OxygenOS also supports custom icons packs in almost every format, allowing you to drastically alter the look and feel of your device. Options to fine-tune the LED indicator, icon grid size and more, are also in place.



App permissions

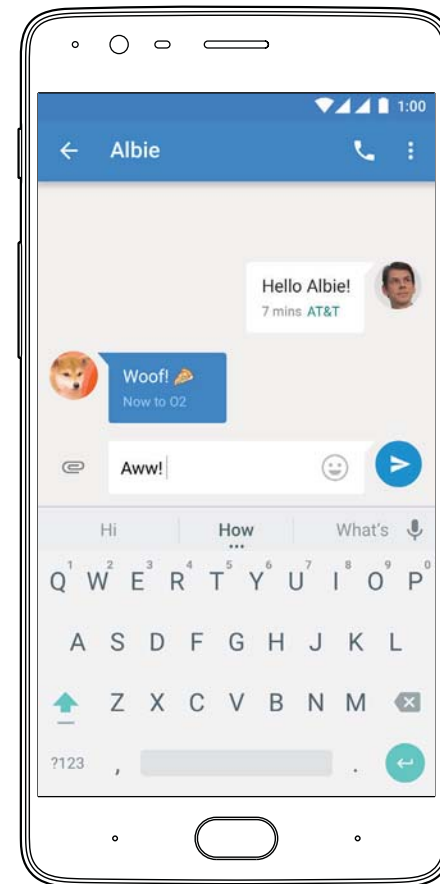
Security is a huge focus of OxygenOS. App Permissions allow you to control what information and permissions your apps can access, like location, identity, contacts and more. Don't want a particular app to bother you with notifications or access your location? Customize their permissions in the apps page, found under settings.





Messenger

To send an SMS, launch the Messenger application on your home screen or application drawer. Enter the name or phone number in the field or select someone from your contacts. Type your message, then tap ➤

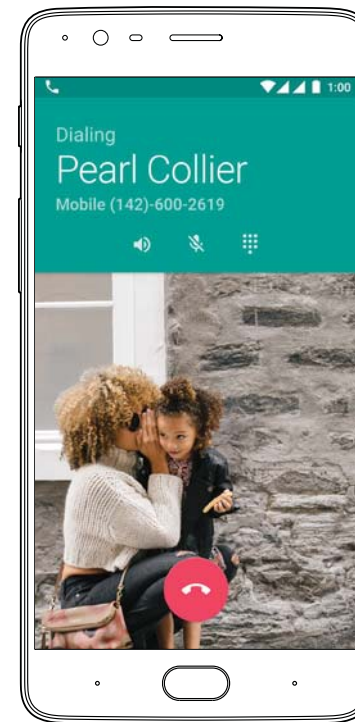
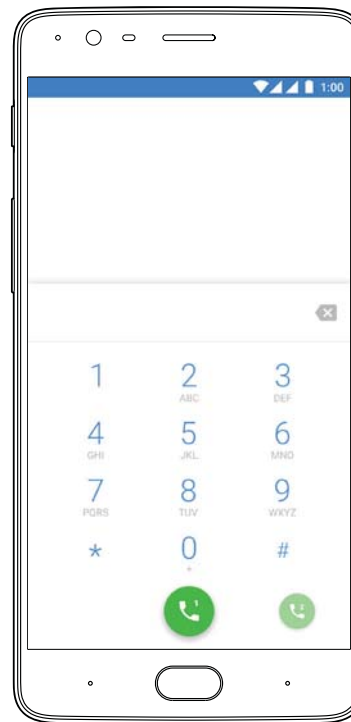
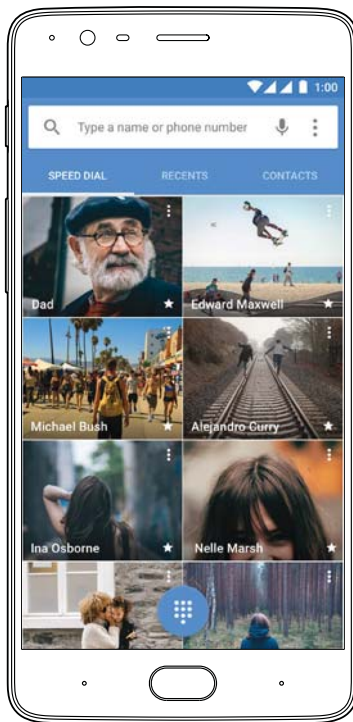
For an MMS, in the Messenger application, select the media you want to add 📎. Type your message, then tap ➤



Dialer

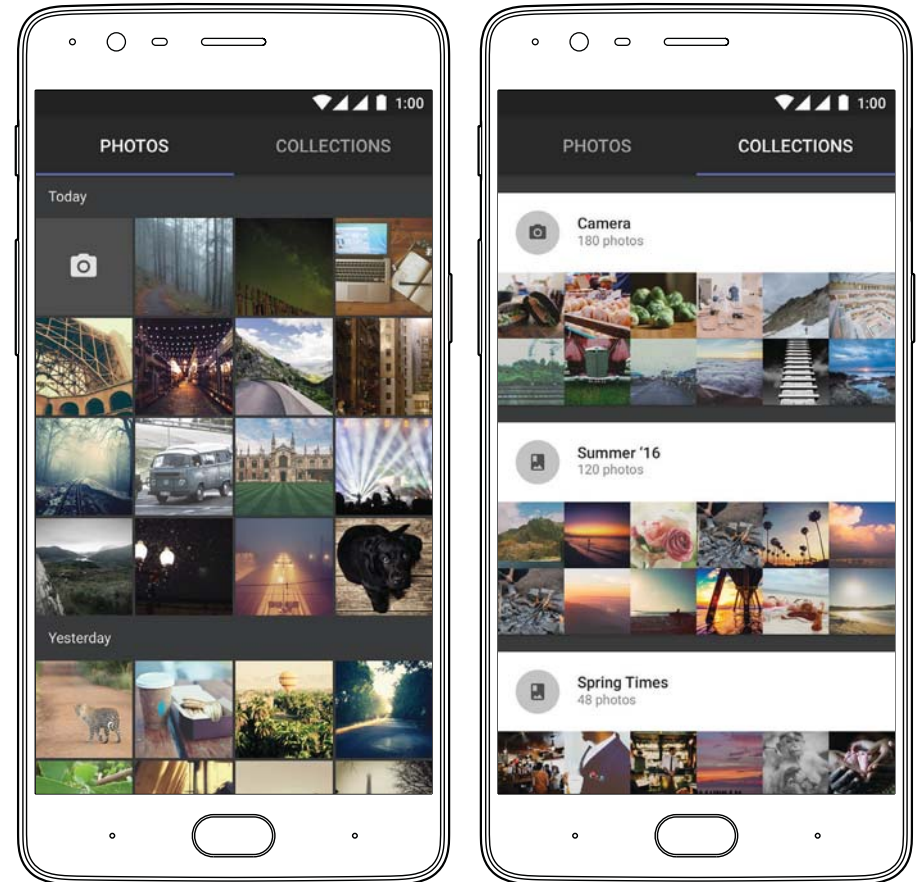
Tap the  on your home Screen or application drawer and use the dialer  to make phone calls manually, or tap any contact card from the Speed Dial list to quickly dial that contact. Select a phone number from Contacts, an e-mail, or a text message to make a call.

Contacts are automatically added to your Speed Dial list based on frequency of use. You can permanently pin contacts to the top of your Speed Dial list by marking them as Favorites  simply press the star icon on each contact you want to add.



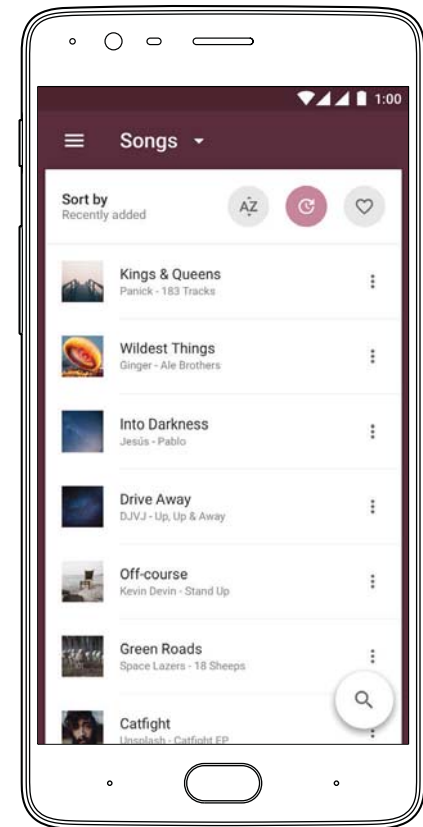
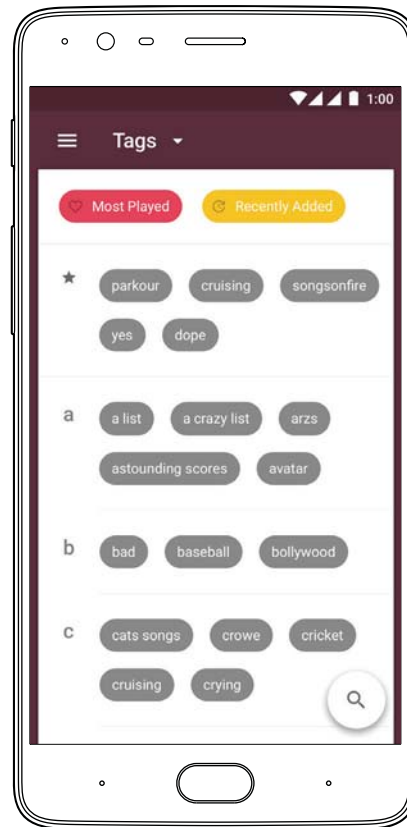
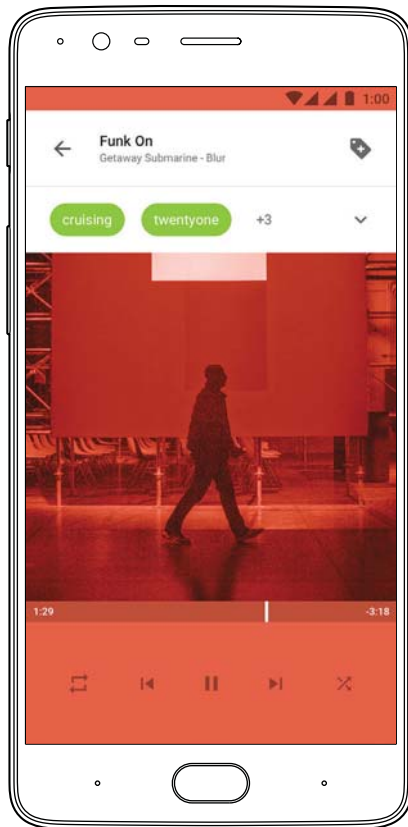
OnePlus Gallery

The all-new OnePlus gallery app for day-to-day photo browsing, editing, and organizing. Collections are created automatically for images from different sources, so you won't have to lift a finger to stay organized. Our simple editing mode is easy to use and is equipped with all the essentials such as resize, crop, and a drawing tool for endless fun. The interface is super intuitive, streamlined, and won't leave your head spinning with a million options.



OnePlus Music

A brand-new home-baked music player optimized for offline use is also available out of the box. With a simple and straight-forward design, OnePlus Music provides you with just what you need. Use tags to organize and build up your music library without having to play around with files & directories.



Safety Information

This user manual contains all necessary product safety literature.
Please read carefully before using the device, and retain the manual for future reference.

Declaration

OnePlus is trademark or registered trademark of OnePlus Technology (Shenzhen) Co., Ltd.. All rights reserved. Without prior written permission of OnePlus, reproduction, transfer, distribution or storage of the contents in this document in any form is prohibited. OnePlus operates a policy of ongoing development. Thus, OnePlus reserves the right to make changes or improvements to any of the products described in this document without prior notice. The contents of this document are all provided “as is”. Except as required by applicable law, no warranties of any kind, either express or implied, are made in relation to the accuracy of this document. To the maximum extent permitted by applicable law, under no circumstances shall OnePlus or any of its licensors be responsible for any loss of data or incur or any special, incidental, consequential, or indirect damages caused. Availability of product supplies, application software, and accessories may vary. For detailed information, please refer to an authorized OnePlus distributor. This device may contain commodities, technology, or software subject to export laws and regulations. Diversion contrary to law is prohibited.

Safety

Failure to follow these guidelines may cause injury to your device, property, yourself, or others.

- Do not switch on the device where prohibited or when it may cause interference or danger.
- When operating the device in a vehicle, obey and follow all related local laws.
- Do not use the device at gas stations, service stations, or near fuel or chemicals.
- Mobile phones might cause radio frequencies interference. Check all laws and regulations during a flight.
- Hospitals or healthcare organizations may use equipment that is sensitive to radio frequencies. Please obey all rules and regulations when you are at above facilities.
- All wireless devices may be susceptible to radio frequencies interference, which could affect the performance of your device.
- Only qualified and authorized personnel should perform repairs to this product.
- Please only use branded accessories and batteries that are approved by OnePlus with your device. Accessories which are not approved by OnePlus may damage the phone or cause body harm.
- This device is not water-resistant. Please keep it away from humid conditions.
- When connecting with other devices, please follow the safety guidelines which are presented in this manual.
- Do not attempt to connect your device with incompatible products.

Battery Precautions

- Please do not attempt to repair, disassemble or modify the battery. Do not place or use battery near fires, heaters, direct sunlight, or other heat sources. Prolonged exposure to heat may cause battery leakage, explosions, or fires.
- Please do not place pressure on or pierce the battery with hard objects. Damaging the battery could cause battery leakage, overheating, or fires.
- Battery liquid may cause damage to skin or clothes. If exposed, immediately wash skin with water and seek medical attention.
- If you experience any battery abnormalities, such as high temperature, discoloration, distortion, or leakage, immediately discontinue usage of the device and contact customer support.
- If the battery's internal liquid comes in contact with your eyes, rinse thoroughly and immediately seek medical attention.
- Do not connect your device to a high-voltage power supply or the battery could become damaged.
- All batteries have a limited lifespan and will begin to lose capacity after several hundred charges/discharges.
- Do not dispose of the battery as household waste. Please refer to local regulations.



WARNING: Please do not charge the battery over 12 hours.

To save power and achieve longer battery life

- Features like Bluetooth and Wi-Fi consume more power, please disable these features when your phone is not in use.
- The brighter the screen is set, more energy will be consumed; you can dim the screen brightness and shorten the sleep time in the settings.
- Make sure only using outlets with the correct voltages (as labelled on the adapter) for charging. Using the sockets with incorrect voltage can damage your phone and/or battery and lead to injury.
- Do not use unsafe plugs or outlets.
- Do not use a short-circuit charger.
- Do not disassemble or modify the charger, as this may lead to personal injury, electric shock or fire.
- Do not use the charger in humid environment.
- Do not touch the charger, cable or power socket with wet hands, as this may cause electric shock.
- Do not place heavy objects on the power cord or attempt to modify any cables.
- Make sure to grasp the charger firmly while unplugging it. Do not pull the power cord as this may lead to damage and cause electric shock or fire.
- Before cleaning the device, unplug the power plug from the socket.
- Do not charge the battery under the following conditions: in direct sunlight, in temperatures below 5°C or above 40°C; in the environment with humidity, dust or strong vibrations; in areas near a TV, radio or other electrical appliances.
- The maximum ambient charging temperature of the equipment declared by manufacturer is 25°C.
- The charger is intended for indoor use only.

Driving Safely

- Safety should take priority when you are operating a vehicle. Be sure to obey related regulations in the area or country in which you drive.
- Please do not store or carry your mobile phone or accessories near liquid or flammable gas. Make sure you do not place your phone or accessories near safety air bags.
- Do not rely solely on the GPS in your phone; these applications are only for reference purposes only. Location information changes regularly, and in some places these features are not supported. Map routes and/or compass may be incorrect, incomplete or unsupported.
- Electromagnetic waves (in the surrounding environment or even earphone magnets) can disrupt the accuracy of the compass, so please only use it for reference.
- If you do not wish to disclose your location, be sure not use applications that can record your location. Please obey the rules, law and your local regulations.

Operating Environment

- Please switch off your device whenever phone use is prohibited or when it may cause interference or danger.
- Mobile phones may interfere with the normal operation of electronic equipment and medical devices. Please follow related laws and regulations.
- Your mobile phone's radio waves may interfere with high accuracy electronic equipment.
- Only operate your phone between -10-40°C temperature and 35-85% humidity.
- In extremely rare occasions, the device may affect a vehicle's electronic equipment.

FCC Caution

- Any changes or modifications not expressly approved by the party responsible for compliance could void the user's authority to operate the equipment.
- The antenna(s) used for this transmitter must not be co-located or operate in conjunction with any other antenna or transmitter.
- The country code selection is for non-US model only and is not available for all US models. Per FCC regulation, all Wi-Fi product marketed in US must be fixed to US operation channels only.
- If applicable, operations in the 5.15-5.25GHz band are restricted to indoor usage only.

FCC & IC Statement

1. This device complies with part 15 of the FCC rules. Operation is subject to the following two conditions:
 - this device may not cause harmful interference, and,
 - this device must accept any interference received, including interference that may cause undesired operation.
2. Le présent appareil est conforme aux CNR d'Industrie Canada applicables aux appareils radio exempts de licence. L'exploitation est autorisée aux deux conditions suivantes:
 - l'appareil ne doit pas produire de brouillage, et,
 - l'utilisateur de l'appareil doit accepter tout brouillage radioélectrique subi, même si le brouillage est susceptible d'en compromettre le fonctionnement.
3. This Class B digital apparatus complies with Canadian ICES-003. Cet appareil numérique de la classe B est conforme à la norme NMB-003 du Canada.

NOTE: The manufacturer is not responsible for any radio or TV interference caused by unauthorized modifications or changes to this equipment. Such modifications or changes could void the user's authority to operate the equipment.

NOTE: This equipment has been tested and found to comply with the limits for a Class B digital device, pursuant to part 15 of the FCC Rules. These limits are designed to provide reasonable protection against harmful to part interference in a residential installation. This equipment generates uses and can radiate radio frequency energy and, if not installed and used in accordance with the instructions, may cause harmful interference to radio communications.

However, there is no guarantee that interference will not occur in a particular installation. If this equipment does cause harmful interference to radio or television reception, which can be determined by turning the equipment off and on, the user is encouraged to try to correct the interference by one or more of the following measures:

- Reorient or relocate the receiving antenna.
- Increase the separation between the equipment and receiver.
- Connect the equipment into an outlet on a circuit different from that to which the receiver is connected.
- Consult the dealer or an experienced radio/TV technician for help.

RF Exposure Information (SAR)

This device meets the government's requirements for exposure to radio waves.

This device is designed and manufactured not to exceed the emission limits for exposure to radiofrequency (RF) energy set by the Federal Communications Commission of the U.S. Government.

The exposure standard for wireless devices employs a unit of measurement known as the Specific Absorption Rate, or SAR. The SAR limit set by the FCC is 1.6W/kg. *Tests for SAR are conducted using standard operating positions accepted by the FCC with the device transmitting at its highest certified power level in all tested frequency bands.

Although the SAR is determined at the highest certified power level, the actual SAR level of the device while operating can be well below the maximum value. This is because the device is designed to operate at multiple power levels so as to use only the power required to reach the network. In general, the closer you are to a wireless base station antenna, the lower the power output.

While there may be differences between the SAR levels of various devices and at various positions, they all meet the government requirement.

This device has also been tested and meets the FCC RF exposure guidelines for use with an accessory that contains no metal and positions the handset a minimum of 1.0 cm from the body.

Use of other accessories may not ensure compliance with FCC RF exposure guidelines. Position the handset a minimum of 1.0 cm from your body when the device is switched on.

CE Information (SAR)

The SAR limit of Europe is 2.0 W/kg. This device was tested for typical operation with the back of the handset kept 1.5cm from the body. To maintain compliance with RF exposure requirements, use accessories that maintain a 1.5cm separation distance between the your body and the back of the handset. The use of belt clips, holsters and similar accessories should not contain metallic components in its assembly. The use of accessories that do not satisfy these requirements may not comply with RF exposure requirements, and should be avoided.

If you are using a pacemaker, hearing aids, cochlear implant or other device, please use the phone according to your doctor's advice.

Your device is designed not to exceed the limits of emission of radio waves recommended by international guidelines. The SAR value of the device may depend on factors such as proximity to the network tower or use of accessories.

E-Waste Disposal Declaration

E-waste refers to discarded electronics and electronic equipment (WEEE). Ensure that an authorized agency repairs devices when needed. Do not dismantle the device on your own. Always discard used electronic products, batteries and accessories at the end of their life cycle; use an authorized collection point or collection center.

Do not dispose of e-waste into garbage bins. Do not dispose of batteries into household waste. Improper disposal of waste may prevent natural resources from being reused. Some waste contains hazardous chemicals if not disposed properly and may release toxins into the soil and water, and may also release greenhouse gases into the environment.

Additional Important health and Safety Information

- Please do not use the phone if antenna is damaged. Otherwise, it could cause injury.
- Do not place the phone near magnetic cards or other magnetic objects; information stored on floppy discs, memory cards and credit cards could be damaged by magnetic radiation.
- Please keep metallic objects away from phone receiver.
- Small metallic objects may be attracted to the device and personal injury or device damage could occur.
- Keep phone away from water and other liquids.
- Damage to the display could lead to leakage of the liquid inside the LCD panel. If this liquid comes in contact with your eyes, flush your eyes with water immediately (do not rub) and immediately seek medical attention.
- Your phone can only use OnePlus authorized batteries and chargers. Using third-party products may cause battery leakage, overheating or fires. OnePlus will not take any responsibility for accidents or problems caused by using accessories that are not approved by OnePlus.
- Only connect to power sources with USB 2.0 or above.



WARNING: Excessive sound pressure may harm your hearing.

Care and Maintenance

Your phone is a product of superior design and craftsmanship and should be treated with care.

The following suggestions will help you to prolong the life of your device.

- If the screen comes in contact with liquid or dust, please clean immediately.
- Please do not touch the connection port of the phone, as static electricity may harm components in the device.
- Do not hit, shake or drop the phone to avoid damage and injury.
- Do not put pressure on the device, as it may damage the screen, battery, or the device itself.
- Do not place the battery, phone or charger in a microwave oven or other high voltage equipment. Otherwise, it may cause circuit damage, fires, or other damage.
- Do not use the phone around flammable gas.
- Please keep the phone out of reach of children in order to prevent injuries or property damage.
- Do not place the phone on uneven or unstable surfaces.
- Phone, battery and charger are not waterproof. Please do not use these devices in the bathroom, areas of high temperature, humidity or dust; avoid rain.
- Use soft, clean, dry cloth to clean the phone, battery and charger.
- Do not use alcohol or harsh chemicals to clean the device.
- Please use a soft cloth with water to remove dirt and smudges; do not use your fingernails or other sharp objects to avoid scratching the screen.
- Sockets that are dirty may cause poor contact with the charger and your phone may fail to charge properly.
- When the phone is transmitting data or saving information, do not remove the SIM card.
- Modified accessories may damage the device or violate local regulations for radio devices.
- If applicable, the user should turn off 5GHz Wi-Fi in outdoor environments.



WARNING: Before using the phone, please read the health and safety information carefully.

Some people may get dizzy or experience medical problems in response to flashing lights. If you are at risk, please consult your doctor before using this device. If you have the following symptoms: headache, dizziness, convulsion, eyes or muscle cramps, loss of consciousness, or involuntary body movements, please stop using the device immediately and seek medical attention. Avoid using the device for extended periods and keep proper distance from your eyes.

EU Regulatory Conformance

Hereby, OnePlus Technology (Shenzhen) Co., Ltd. declares that this device is in compliance with the essential requirements and other relevant provisions of Directive 1999/5/EC.

Notice: Please check the local regulations in the location where the device is to be used. This device may be restricted for use in some or all member states of the European Union (EU).

NEVER
SETTLE

