



Declaration of Conformity with the requirements  
of the e-waste (Management and Handling)  
Rules, 2011, adopted by Notification S.O. 16308/1  
of Ministry of Environment and Forests.

This Product is in conformity with the requirements  
of Rule 12 of the e-waste  
(Management and Handling) Rules, 2011.

The content of hazardous substances in the product  
along with this exemption is the application listed in  
SCHEDULE 4 of the Management and Handling  
Rules, 2011 are:

1. Lead (Pb) - not over 0.1 % by weight.
2. Cadmium (Cd) - not over 0.01 % by weight.
3. Mercury (Hg) - not over 0.1 % by weight.
4. Hexavalent chromium (Cr<sup>6+</sup>) - not over 0.1 % by weight.
5. Polychlorinated biphenyls (PCBs) - not over 0.1 % by weight.
6. Polychlorinated biphenyl ethers (PBCEs) - not over 0.1 % by weight.



PLANET MOBILES PRIVATE LIMITED  
Marketing Office  
Plot no.: 254, 1<sup>st</sup> Floor, Udyog Vihar, Phase-IV,  
Gurgaon - 122015, Haryana, India.  
Website: [www.videoconmobiles.com](http://www.videoconmobiles.com)  
Tel: 0124-33660000

1100126776



## USER'S MANUAL INFINIUM® Z52 THUNDER

[www.videoconmobiles.com](http://www.videoconmobiles.com)

There are 3 easy steps to begin playing your part:

Step 1: Grab your old and useless phone (or its accessories).

Step 2: Locate a Videocon collection point near you, available at <http://www.videoconmobiles.com>

Step 3: Drop your old phone into the designated collection boxes.

Participate in this initiative to help make the world a safer and healthier place for all of mankind.

**Product disposal Guidelines:**

For the purpose of recycling, to facilitate effective utilization of resources, please return this product to a nearby authorized Collection Center/Registered Dismantler/Recycler/Service Center, when disposing of this product. In case of further assistance, you may contact nearest authorized service center. Please see the Company website for further information of collection centers etc.

Visit-<http://www.videoconmobiles.com>

**Important Information**

Upon first use of your device, your device will send information related to your mobile number, IMEI numbers, location details and other software details through SMS automatically, operator tariff shall be applicable for SMS.

# User Manual

## Z52 Thunder

## Table of Contents

Table of contents.....	1
Legal Notices.....	2
Safety Precautions.....	4
Software Update Information.....	8
Third Party Application Disclaimer.....	8
SAR.....	10
Getting Started.....	13
Assembling device.....	13
Charge the battery.....	14
Battery use.....	15
Know your device.....	16
Care and maintenance.....	16
E-Waste Management.....	18
Product Disposal Guidelines .....	19
Important Information.....	19

than needed. In addition, use of unauthorized antennas may result in non-compliance with the local regulatory requirements in your country. The above instructions apply to your phone, battery, charger and other accessories. If any of them does not work properly, please send it to a qualified service provider.

## E-Waste Management



### What is E-waste?

'E-waste' means waste electrical and electronic equipment (WEEE).

### How harmful is e-waste?

E-wastes are considered dangerous, as certain components of some electronic products contain materials that are hazardous, depending on their condition and density. If improperly disposed, they can leach lead and other harmful substances into soil and groundwater. Govt. of India vide notification dated May 12, 2011 has announced E-waste (Management and Handling) Rules, 2011 ("Rules"). According to these Rules, the consumer now has the legal responsibility to dispose of the waste electrical and electronic equipment (popularly known as "WEEE") in the prescribed manner and not by just throwing it into a dustbin or giving/selling it to scrap dealers.

instructions will help you comply with the terms of the warranty and enjoy this product for many years:

- Keep the phone and all its parts and accessories out of the reach of children.
- Keep the phone dry, all kinds of liquid will erode the electronic circuit.
- Do not use or store the phone in a dusty place to avoid damaging the removable parts.
- Keep the phone away from hot places, high temperature can shorten the life of electronic device, warp or melt certain plastic and damage batteries.
- Do not attempt to open or disassemble the phone, non-expert handling may damage it.
- Do not drop, crush or shake the phone to avoid damaging the internal circuit board.
- Do not use harsh chemicals, cleaning solvents or strong detergent to clean the phone.
- Do not paint the phone or the paint may obstruct the removable parts and affect operation.
- Use only the supplied or an approved replacement antenna. Unauthorized antennas, modifications, or attachments could damage the phone. Do not hold the external antenna when the phone is in use. Holding the external antenna affects call quality and may cause the phone to operate at a higher power level.

## Legal Notices

All rights reserved. Any unauthorized use including reproduction, transfer, distribution, copying or modification of the information including design, trademarks, logo and trade name violate Videocon's copyright, trademark or other proprietary right may result in legal action.

VIDEOCON operates on a policy of continuous development. VIDEOCON reserves the right to make changes to the information, material and products, including without limitation and, the term and conditions of the disclaimer at anytime without notice. Continued use of VIDEOCON'S product shall constitute acceptance of such charges.

VIDEOCON shall not be liable for any claims, expenses, loss and profit or damages (including direct, indirect, special or consequential damages) arising from use or reliance on product, error in information, third party use or any other matter related to VIDEOCON product, even if VIDEOCON is aware of the possibility of such claims, expenses, damages or losses.

To the maximum extent permitted by applicable law, VIDEOCON is provided "as is" without warranties, conditions, representations or guaranties of any kind, either expressed, implied, statutory or otherwise, including but not limited to, any implied warranties or conditions of merchantability, satisfactory quality, title, non infringement or fitness for a particular purpose.

VIDEOCON reserves the right to revise this document or withdraw it at any time without prior notice. VIDEOCON does not warrant the operation of its offerings will be uninterrupted or error free. The availability of particular products may vary by region.

Please check with Videocon executive. No oral or written information or advice given by VIDEOCON authorized representative shall create a warranty.

This disclaimer of warranty constitutes an essential part of the license agreement.

Customers are advised to not solely rely on Videocon service for any reason.

The availability of particular products may vary by region. Please check with Videocon Executive.

- Charge the battery using the USB cable only if the recommended wall charger isn't readily available.
- Avoid keeping the device on vibrate mode.

### Know your device

#### Phone Layout



### Care and maintenance

Thank you for choosing our phone. Should you encounter any problem with the phone, please contact our dealer or qualified service provider. Your phone is a finely designed and crafted product. Please use it with care. The following

1. Take the USB cable from the device packaging, and attach it to power adapter. Now connect the power adapter into a standard AC wall outlet.
2. Connect the mini USB connector on the cable into its designated port in the device. The battery level indicator on the device screen will start scrolling horizontally to indicate that the battery is being charged.

**Note:** Exercise extreme caution while connecting the charger to the device. The connectors on the charger and on the phone may get damaged if too much force is applied while connecting them. If the battery is completely discharged, it may take a while before the on-screen charging indicator starts scrolling.

3. When the battery is fully charged, the battery level indicator on the device screen will stop scrolling.

4. Once the charging is complete, disconnect the charger from the device and then from the wall outlet.





### Battery Use






To extend the battery life of your device:

- Use the standard wall charger to charge the battery for the first time.
- During the first 3-4 charge cycles, charge the battery until the battery indicator on the display stops scrolling.
- Avoid partial charging. Also, wait for the battery to discharge completely before charging it again.

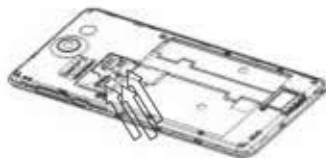
### Safety Precautions

Please comply with these precautions to avoid putting yourself or other around you in a dangerous or illegal situation, and ensure peak performance of your device.

Icon	Description
	<b>ROAD SAFETY</b> Do not use your phone while driving.
	<b>INTERFERENCE</b> All wireless devices could affect your device performance.
	<b>HOSPITALS</b> Switch off your device near hospitals and medical equipment.
	<b>AIRCRAFT</b> Switch off your device in aircraft. Wireless devices can cause interference in aircraft.

	<b>REFUELLING</b> Switch off the device when refueling. Do not use the device at refueling point.
	<b>BLASTING AREAS</b> Switch off the device near blasting areas.
	<b>USE SENSIBLY</b> Use in normal condition, as explained in the User's manual. Do not touch the antenna unnecessarily.
	<b>QUALIFIED SERVICE</b> Only qualified personnel may install or repair phone.
	<b>BATTERIES</b> Use only approved batteries. Do not connect incompatible products.

3.Insert the SIM cards and Micro SD card into their respective slots as shown below.



4.Place the battery, align the contacts of the battery with the corresponding connectors in the battery compartment & place the back cover.

### Charge the battery

To charge the device battery:

Images shown in user manual may differ from the actual device. All specifications and features mentioned herein are subject to change without prior notice.

## Getting Started

### Assembling the device

1. Locate the groove at the bottom of the device and gently remove the back cover by pulling it up from the device.



2. Remove battery as shown below.



#### **WATER-RESISTANCE**

Your device is not water-resistant. Keep it dry.

### Important safety measures

Your phone is designed to comply with all the necessary precautions and requirements and should be treated with care. The suggested safety measures will help you to use this product without causing you any health hazards.

- When buying a cell phone, make sure it has a low SAR (Specific Absorption Rate).
- Use a wireless hands-free system (headset) with a low power Bluetooth emitter.
- Either keep calls short or send a SMS instead. This advice applies especially to children, adolescents and pregnant women.
- Whenever possible, use cell phone only when the signal quality is good.



- People having active medical implants should keep their cell phone at least 15cm away from the implant.
- **The FCC advice:** “Many people mistakenly assume that using a cell phone with a lower reported SAR value necessarily decreases a user’s exposure to RF emissions, or is somehow “safer” than using a cell phone with a high SAR value. While SAR values are an important tool in judging the maximum possible exposure to RF energy from a particular model of cell phone, a single SAR value does not provide sufficient information about the amount of RF exposure under typical usage conditions to reliably compare individual cell phone models.”
- **World Health Organization (WHO) Advice:** Organizations such as the World Health Organization and the US Food and Drug Administration have stated that if people are concerned and want to reduce their exposure they could use a hands-free device to keep the phone away from the head and body during phone calls, or reduce the amount of time spent on the phone.

warranties, including but not limited to, warranties of merchantability or fitness for a particular purpose. VIDEOCON does not guarantee the accuracy, validity, timeliness, legality, or completeness of any content or service made available through this device and under no circumstances, including negligence, shall VIDEOCON be liable, whether in contract or tort, for any direct, indirect, incidental, special or consequential damages, attorney fees, expenses, or any other damages arising out of, or in connection with, any information contained in, or as a result of the use of any content or service by you or any third party, even if advised of the possibility of such damages. Third party services may be terminated or interrupted at any time, and VIDEOCON makes no representation or warranty that any content or service will remain available for any period of time. Content and services are transmitted by third parties by means of networks and transmission facilities over which VIDEOCON has no control. without limiting the generality of this disclaimer, VIDEOCON expressly disclaims any responsibility or liability for any interruption or suspension of any content or service made available through this device. VIDEOCON is neither responsible nor liable for customer service related to the content and services. Any question or request for service relating to the content or services should be made directly to the respective content and service providers.

These limits are part of comprehensive guidelines and establish permitted levels of RF energy for the general population. The limits include a substantial safety margin designed to ensure the safety of all persons, regardless of age and health. The exposure standard for mobile phones employs a unit of measurement known as SAR (Specific Absorption Rate). The SAR limit recommended by the Govt. Of India is 1.6 Watt/kg taken over a volume containing a mass of 1 gram of tissue. The highest SAR value for Z52 Thunder is 0.432 W/Kg. Press \*#07# to check the SAR value on your phone display.

### **Disclaimer**

Some applications accessible through your mobile belong to third parties and are protected by copyright, patent, trademark and/or other intellectual property laws. Those applications are provided solely for your personal noncommercial use. You may not use any application in a manner that has not been authorized by the application owner or provider. Without limiting the foregoing, unless expressly authorized by the applicable content owner or service provider, you may not modify, copy, republish, upload, post, transmit, translate, sell, create derivative works, exploit, or distribute in any manner or medium any content or services displayed through this device. "Third party content and services are provided "as is." VIDEOCON does not provide warranty for content or services, either expressly or impliedly, for any purpose. VIDEOCON expressly disclaims any implied.

### **Software Update Information**

To enhance device performance, we recommend that you get in touch with the nearest VIDEOCON authorized service center, regarding the availability of updated firmware for your device. Please see the enclosed Service Center Directory for the VIDEOCON authorized service center nearest to your Location. In FOTA enable handset you may also Upgrade firmware online with the help of FOTA Service.

### **Third Party Applications Disclaimer**

Some applications accessible through your mobile belong to third parties and are protected by patent, copyright, trademark and/or other intellectual property laws. Those applications are provided solely for your personal non-commercial use. You may not use any application in a manner that has not been authorized by the application owner or provider.

Without limiting the foregoing, unless expressly authorized by the applicable content owner or service provider, you may not modify, copy, republish, upload, post, transmit, translate, sell, create derivative works, exploit, or distribute in any manner or medium any content or services displayed through this device. "Third party content and services are provided "as is." VIDEOCON does not warrant

content or services so provided, either expressly or impliedly, for any purpose. VIDEOCON expressly disclaims any implied warranties, including but not limited to, warranties of merchantability or fitness for a particular purpose. VIDEOCON does not guarantee the accuracy, validity, timeliness, legality, or completeness of any content or service made available through this device. Under no circumstances, including negligence, shall VIDEOCON be liable, whether in contract or tort, for any direct, indirect, incidental, special or consequential damages, attorney fees, expenses, or any other damages arising out of, or in connection with, any information contained in, or as a result of the use of any content or service by you or any third party, even if advised of the possibility of such damages." Third party services may be terminated or interrupted at any time, and VIDEOCON makes no representation or warranty that any content or service will remain available for any period of time. VIDEOCON reserves the right, in its sole discretion to change/modify/update the software (including without limitation, the availability of any feature or content) of the phone at any time without prior notice. Content and services are transmitted by third parties by

means of network and transmission facilities over which VIDEOCON has no control. Without limiting the generality of this disclaimer, VIDEOCON expressly disclaims any responsibility or liability for any interruption or suspension of any content or service made available through this device. VIDEOCON is neither responsible nor liable for customer service related to the content and services. Any question or request for service related to content or services should be made directly to respective content and service providers.

"It is recommended to install the third party applications on memory card rather than phone memory for best performance."**Memory Capacity** - Memory capacity is dependent on Operating System usage. Available storage capacity may be less as it includes pre-installed operating system, such as Android and/or pre-installed applications, or media content, shared video/system memory."

## SAR

Your phone meets the SAR requirements for exposure to radio waves, recommended by Govt. of India. Your mobile phone is a radio transmitter and receiver. It is designed and manufactured so as not to exceed the limits for exposure to radio-frequency (RF) energy, as recommended by the Govt. of India.