



Lenovo S860

Quick Start Guide v1.0

 Read this guide carefully before using your phone.

Technical specifications



Model and system

Model: Lenovo S860

System: Android 4.2



① Size and weight

Height: 149.7 mm Width: 77 mm Depth: 10.3 mm

Weight: 190 g



CPU

CPU: MTK 6582 Quad Core 1.3 GHz



Camera

Type: CMOS

Pixels: 8.0 MP (back) + 1.6 MP (front)



Power and battery

Battery: 4000 mAh (Built-in rechargeable li-polymer battery)



Display

Size: 5.3 inches (diagonal)

Resolution: HD

LCD type: IPS



Wireless communication

②Bluetooth 3.0

WLAN

WCDMA, GSM



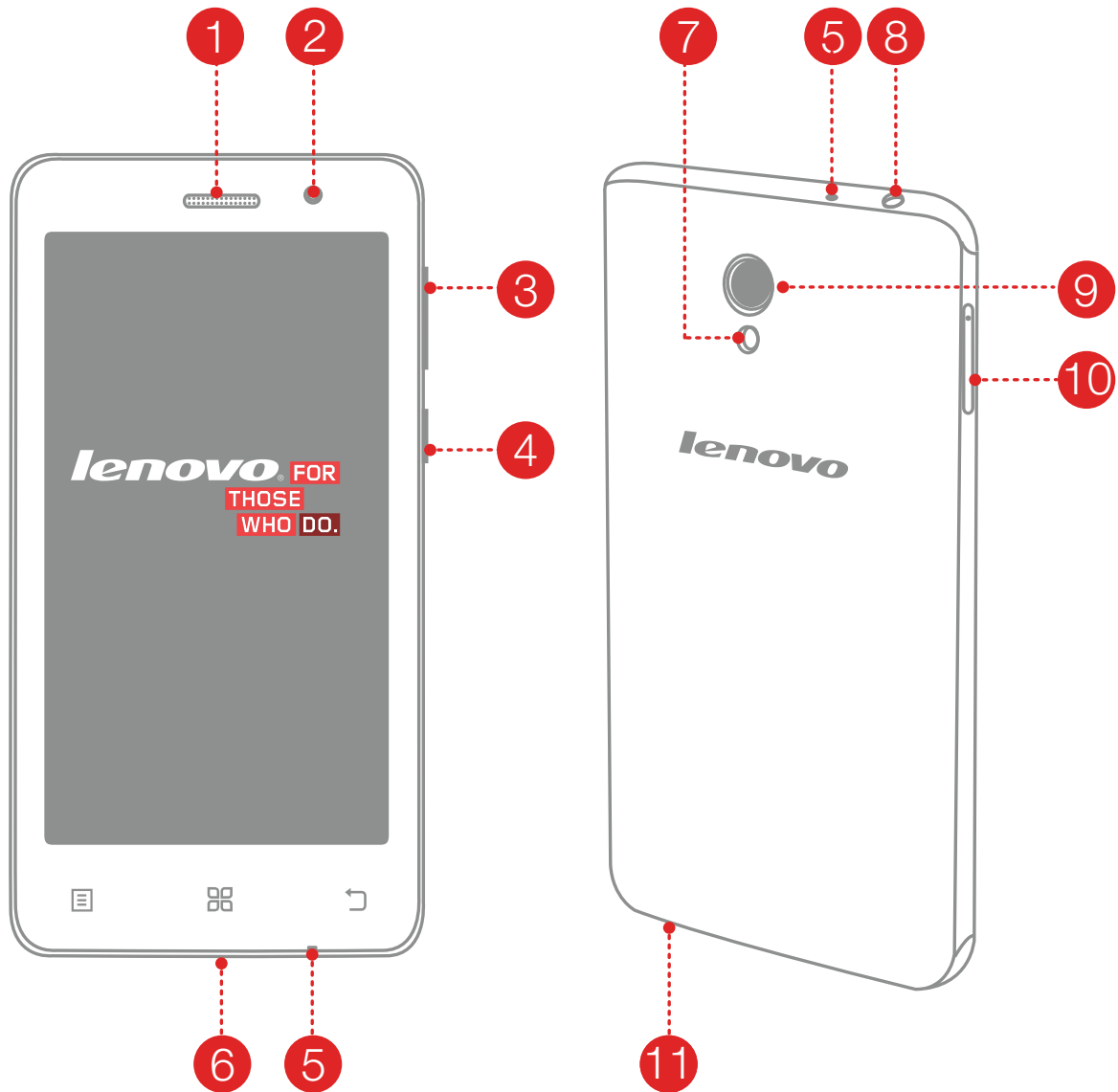
GPS



① Based on actual measurements.

② You must be within about 30 feet (10 meters) of a Bluetooth device for it to be connected to the device.

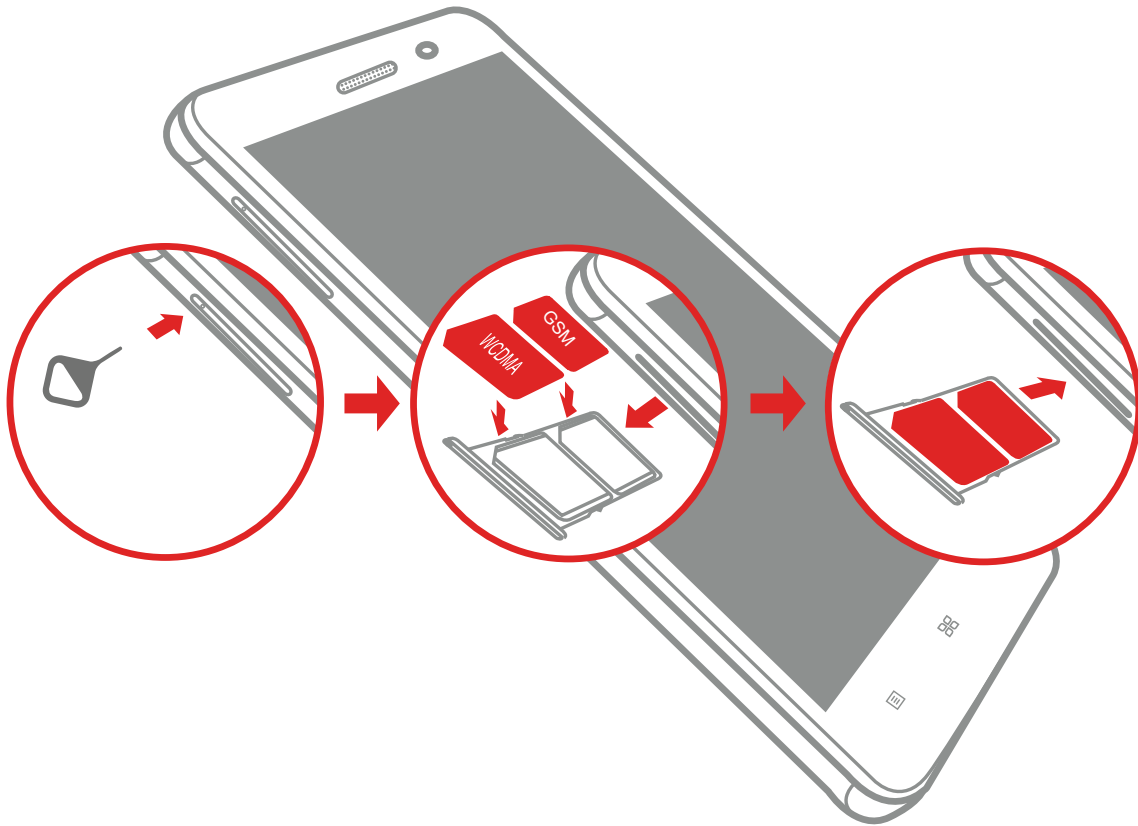
First Glance



- | | | |
|------------------------|-----------------|---------------|
| 1 Receiver | 2 Front camera | 3 Volume key |
| 4 On/Off button | 5 Microphone | 6 Micro USB |
| 7 Flashlight | 8 Earphone jack | 9 Rear camera |
| 10 Micro SIM card slot | 11 Speaker | |

Installing the Micro SIM cards

You need to insert the Micro SIM card provided by your carrier to use cellular services. Insert the Micro SIM card as shown.



Step 1. Insert the SIM eject tool into the hole on the Micro SIM card tray.

Step 2. Pull out the Micro SIM card tray and place the Micro SIM cards in the tray.

Step 3. Carefully replace the tray.

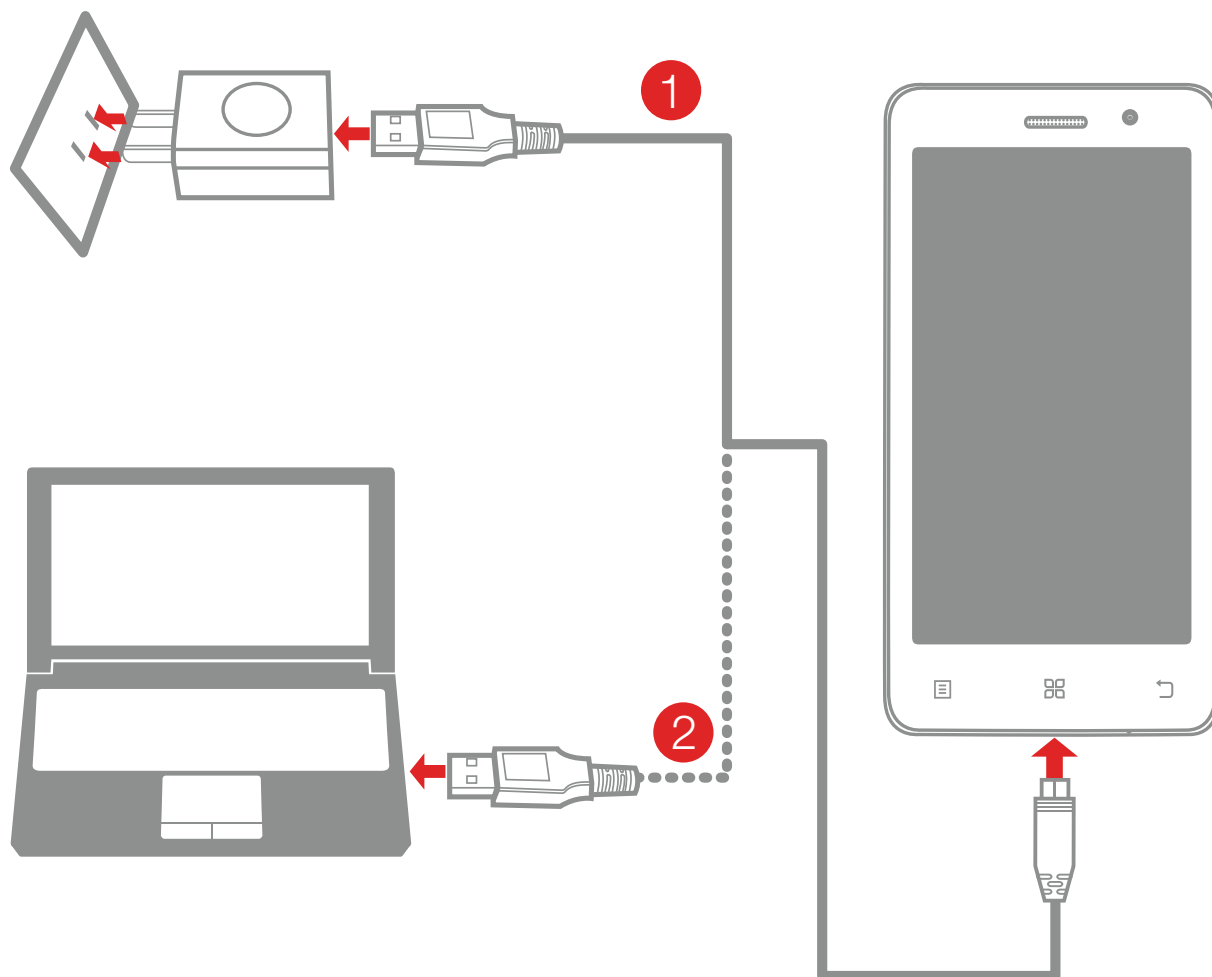


Only Micro SIM cards work with your phone.

Do not insert or remove the Micro SIM cards while your phone is turned on. Doing so may permanently damage your Micro SIM cards or phone.

Charging the battery

Charge the battery as shown.



Method 1. Connect your phone to a power outlet using the included cable and USB power adapter.

Method 2. Charge the battery using a computer.



Low battery



Fully charged



Charging



For more information about battery safety, see the **Important Product Information Guide**.

Learn more

For more information about Lenovo Mobile Phone functions, Regulatory Notices and other useful manuals, go to <http://support.lenovo.com/>.

Getting support


For support on network service and billing, please contact your wireless network operator. For instructions on how to use your device, go to <http://support.lenovo.com/>.

Legal notices

Lenovo, the Lenovo logo are trademarks of Lenovo in the United States, other countries, or both.
Other company, product, or service names may be trademarks or service marks of others.

First Edition (March 2014) © Copyright Lenovo 2014.

Reduce | Reuse | Recycle



5SC9A4674X

Printed in China