

# one touch *Tab*<sup>7HD</sup>

Google, the Google logo, Android, the Android logo, Google Search<sup>™</sup>, Google Maps<sup>™</sup>, Gmail<sup>™</sup>, YouTube, Android Market, Google Latitude<sup>™</sup> and Google Talk<sup>™</sup> are trademarks of Google Inc.

You have purchased a product which uses the open source (<http://opensource.org/>) programs mtd, msdosfs, netfilter/iptables and initrd in object code and other open source programs licensed under the GNU General Public License and Apache License.

We will provide you with a complete copy of the corresponding source codes upon request within a period of three years from the distribution of the product by TCT.

You may download the source codes from <http://sourceforge.net/projects/alcatel/files/>. The provision of the source code is free of charge from the internet.

## Table of Contents

1. Your device.....	2
1.1 Appearance .....	2
1.2 Home screen .....	3
1.3 Apps and widgets.....	5
1.4 Basic Operation .....	6
2. Settings.....	9
2.1 Device .....	9
2.2 Personal.....	10
2.3 System .....	10
SAFETY INFORMATION .....	11



This device meets applicable national SAR limits of 2.0 W/kg. The specific maximum SAR values can be found on page 16 of this user guide. When carrying the device or using it while worn on your body, either use an approved accessory such as a holster or otherwise maintain a distance of 0.5 cm from the body to ensure compliance with RF exposure requirements. Note that the product may be transmitting even if you are not using it.

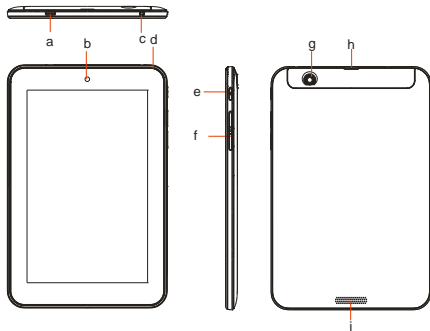
## PROTECT YOUR HEARING



To prevent possible hearing damage, do not listen at high volume levels for long periods. Exercise caution when holding your device near your ear while the loudspeaker is in use.

# 1. Your device

## 1.1 Appearance



a. Micro USB connector/

Battery charge interface

b. Front camera

c. Earphone interface

d. Microphone

e. Power key

f. Volume Up/Down

g. Rear camera

h. Removable SD card cover

i. Built-in speaker

Note:

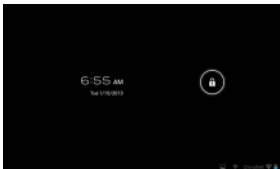
Please charge before first use. Normally, a long press on the Power key will power the pad on and the Home Screen will appear, but a battery icon will be shown instead of the Home Screen if the pad is low on power, indicating that you should charge it before use. Use only a charger recommended by TCT Mobile Limited and its affiliates.



## 1.2 Home screen

Your device includes a five page Home screen giving you more space to add your favorite apps, folders and widgets for one-touch access. To switch between screens, slide your finger left or right.

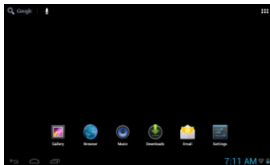
- Lock/Unlock your screen












Once your device is powered on it shows a locked screen interface, which is set as default. Touch the locked icon, and a circle will appear around it.

Touch and hold the locked icon , drag it to the lock icon at the right of the circle, and the Home screen is then unlocked.

- Icons on your screen




Icon	Name	Description
	Google search	Touch to access the Google search engine.
	Voice actions	Use Voice Actions to watch a video, send emails, set an alarm, get directions, etc.
	All apps	Touch to show an interface with a list of all applications.
	Back	Go back to the previous menu or screen.
	Home	Return to the Home screen.
	Background program	Press to view the background program list.
	Wi-Fi	Press to view Wi-Fi connection details.

On the lower right of the screen, there is a notification bar . A hidden menu will pop up when you press the bar, which includes time, date, network connection and battery information, etc. For further operations, you can press the  setting.

### 1.3 Apps and widgets

- Apps

The Applications (apps) list contains all pre-embedded and newly installed apps. To access the apps list, touch the All apps key  from the Home screen.

- Widgets

Touch the Widgets tab at the top of the All apps screen, or slide the All apps screen left, to switch to the widgets interface.

- Get more apps

Touch the Google Play Store icon  to get more apps.



- Create and manage shortcuts on the desktop

Touch and hold an icon on the All apps or widgets interface to make it jump automatically to the Home screen, then drag it to the place you want. Overlapped icons will create a single folder. You can name the folder by touching the tab under the icons.

- Remove apps icons from the desktop

Touch and hold the icon you want to delete from the desktop, then drag it over the "✕" which appears in the top-middle of the screen.

- Uninstall apps

Press  to enter All apps, then touch and hold the app icon you want to uninstall, drag it over the , which appears in the top-left of the desktop.

## 1.4 Basic Operation

- Power on your device

Long press the Power key until the pad powers on. It will take a few seconds before the screen lights up.

- Power off your device

1. Long press the Power key for about 3 seconds until the options appear, select OK to power off your device.
2. Long press the Power key for about 10 seconds to shut down your device.

- Stand-by mode


Press the Power key once to shut down the screen but keep the product in stand-by mode.

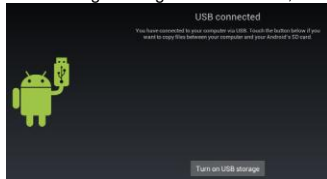
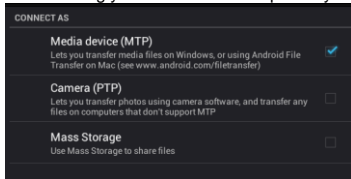
Note: without use, the product will enter stand-by mode automatically. Press the Power key once to wake it up.

- **Reset your device**

If your device is not functioning: Long press the Power key for about 10 seconds to shut down your device. Press the Power key to restart.

- **Connect to a computer via USB**

When connecting your device to a computer by USB, select Settings\Storage\  USB computer connection.



Turn on USB storage. You can now transfer files between your device and the computer.

Note: files copied to the pad are not available until the USB data cable is disconnected from the PC completely.

- **Change your wallpaper**

You can change your wallpaper in two different ways: touch & hold any space on the Home screen, select a wallpaper source from Gallery, Live Wallpapers or Wallpapers, touch a picture, select OK at



the top of the screen (for Gallery images) or Set wallpaper; alternatively go to Settings > DEVICE > Display > Wallpaper.

- Wi-Fi

To turn Wi-Fi on and connect to a wireless network:

- Touch the Application tab from the Home screen.
- Select Settings\Wireless & networks\Wi-Fi.
- Mark/Unmark the checkbox to turn on/off Wi-Fi.
- Touch Wi-Fi. Details of any detected Wi-Fi networks are displayed in the Wi-Fi networks section.
- Touch a Wi-Fi network to connect. If the network you selected is secured, you are required to enter a password or other credentials (you may need to contact the network operator for details). When finished, touch Connect.

Tips: to extend battery life, turn off Wi-Fi when you're not using it.

- Zoom in/out

Draw your fingers together/apart to zoom in/out (Web browser, Gallery etc...).

## **2. Settings**

### **2.1 Device**

#### **2.1.1 Sound**

You can set the Volume, Touch sounds and Screen lock sound to your preference with the Volume up/down key, or by touching Settings\DEVICE\Sound.

#### **2.1.2 Display**

Touching Settings> DEVICE >Display will show the following options:

Brightness: adjust your screen to a comfortable brightness.

Wallpaper: set your wallpaper.

Auto-rotate screen: mark the checkbox to enable or disable auto-rotation.

Sleep: set the Screensaver time.

Font size: select a suitable font size for your tablet.

#### **2.1.3 Storage**

Touching Settings> DEVICE >Storage will show the current status of memory use.

#### **2.1.4 Battery**

Touching Settings> DEVICE >battery will show the current battery power and its service status.

## **2.2 Personal**

### Language & input

Touching Settings>PERSONAL>Language & input enables you to view or set the system language and input methods.

Language: set the system language

Keyboard & input methods: check and select all the input methods installed in the pad.

## **2.3 System**

### 2.3.1 Date & time

Touching Settings>SYSTEM>Date & time enables you to set the date, time and format.

### 2.3.2 About tablet

Touching Settings>SYSTEM>About tablet enables you to check legal information, tablet status and software version, etc.

### 2.3.3 Backup & reset

You can back up settings and other data associated with one or more of your Google Accounts. If you need to replace or factory reset your device, you can restore your data for any accounts that were previously backed up.

Touch Settings\PERSONAL\Backup & reset

## **SAFETY INFORMATION**

We recommend that you read this chapter carefully before using your device. The manufacturer disclaims any liability for damage, which may result as a consequence of improper use or use contrary to the instructions contained herein.

### **● TRAFFIC SAFETY**

Given that studies show that using a device while driving a vehicle constitutes a real risk, even when a hands-free kit is used (car kit, headset...), drivers are requested to refrain from using their device when the vehicle is not parked.

When driving, do not use your device or headphones to listen to music or to the radio. Using a headphone can be dangerous and forbidden in some areas. When switched on, your device emits electromagnetic waves that can interfere with the vehicle's electronic systems such as ABS anti-lock brakes or airbags. To ensure that there is no problem:

- Do not place your device on top of the dashboard or within an airbag deployment area,
- Check with your car dealer or the car manufacturer to make sure that the dashboard is adequately shielded from device RF energy.

### **● CONDITIONS OF USE**

You are advised to switch off the device from time to time to optimize its performance.

Switch the device off before boarding an aircraft.

Switch the device off when you are in healthcare facilities, except in designated areas. As with many other types of equipment now in regular use, these devices can interfere with other electrical or electronic devices, or equipment using radio frequencies.

Switch the device off when you are near gas or flammable liquids. Strictly obey all signs and instructions posted in a fuel depot, petrol station, or chemical plant, or in any potentially explosive atmosphere.

When the device is switched on, it should be kept at least 15 cm from any medical device such as a pacemaker, a hearing aid or insulin pump, etc. In particular when using the device, you should hold it against the ear on the opposite side to the device, if any.

To avoid hearing impairment, move the handset away from your ear while using the “hands-free” mode because the amplified volume might cause hearing damage.

Do not let children use the device and/or play with the device and accessories without supervision. When replacing the cover please note that your device may contain substances that could create an allergic reaction.

Always handle your device with care and keep it in a clean and dust-free place.

Do not allow your device to be exposed to adverse weather or environmental conditions (moisture, humidity, rain, infiltration of liquids, dust, sea air, etc.). The manufacturer's recommended operating temperature range is -0°C to +45°C.

At over 45°C the legibility of the device's display may be impaired, though this is temporary and not serious.

Do not open, dismantle or attempt to repair your device yourself.

Do not drop, throw or bend your device.

Do not use the device if the glass made screen is damaged, cracked or broken to avoid any injury.

Do not paint it.

Use only battery chargers and accessories which are recommended by TCT Mobile Limited and its affiliates and are compatible with your device model. TCT Mobile Limited and its affiliates disclaim any liability for damage caused by the use of other chargers or accessories.

Remember to make back-up copies or keep a written record of all important information stored in your device.

Some people may suffer epileptic seizures or blackouts when exposed to flashing lights, or when playing video games. These seizures or blackouts may occur even if a person never had a previous seizure or blackout. If you have experienced seizures or blackouts, or if you have a family history of such occurrences, please consult your doctor before playing video games on your device or enabling a flashing-lights feature on your device.

Parents should monitor their children's use of video games or other features that incorporate flashing lights on the device. All persons should discontinue use and consult a doctor if any of the following symptoms occur: convulsion, eye or muscle twitching, loss of awareness, involuntary movements, or disorientation. To limit the likelihood of such symptoms, please take the following safety precautions:

- Do not play or use a flashing-lights feature if you are tired or need sleep.
- Take a minimum of a 15-minute break hourly.
- Play in a room in which all lights are on.
- Play at the farthest distance possible from the screen.
- If your hands, wrists, or arms become tired or sore while playing, stop and rest for several hours before playing again.
- If you continue to have sore hands, wrists, or arms during or after playing, stop the game and see a doctor.

When you play games on your device, you may experience occasional discomfort in your hands, arms, shoulders, neck, or other parts of your body. Follow the instructions to avoid problems such as tendinitis, carpal tunnel syndrome, or other musculoskeletal disorders.

## ● PRIVACY

Please note that you must respect the laws and regulations in force in your jurisdiction or other jurisdiction(s) where you will use your device phone regarding taking photographs and recording sounds with your device. Pursuant to such laws and regulations, it may be strictly forbidden to take photographs and/or to record the voices of other people or any of their personal attributes, and duplicate or distribute them, as this may be considered to be an invasion of privacy. It is the user's sole responsibility to ensure that prior authorization be obtained, if necessary, in order to record private or confidential conversations or take a photograph of another person; the manufacturer, the seller or vendor of your device (including the operator) disclaim any liability which may result from the improper use of the device.

## ● BATTERY

There is an inner battery in this device. Observe the following precautions for battery use:

- Please do not attempt to open the cover and pick up the battery.

This battery must be disposed of in accordance with locally applicable environment regulations.



This symbol on your device, the battery and the accessories means that these products must be taken to collection points at the end of their life:

- Municipal waste disposal centers with specific bins for these items of equipment.
- Collection bins at points of sale.

They will then be recycled, preventing substances being disposed of in the environment, so that their components can be reused.

**In European Union countries:**

These collection points are accessible free of charge.

All products with this sign must be brought to these collection points.

**In non-European Union jurisdictions:**

Items of equipment with this symbol are not to be thrown into ordinary bins if your jurisdiction or your region has suitable recycling and collection facilities; instead they are to be taken to collection points for them to be recycled.

**● CHARGERS**

Mains powered chargers will operate within the temperature range of: 0°C to 40°C.

The chargers designed for your device meet with the standard for safety of information technology equipment and office equipment use. They are also compliant to the eco design directive 2009/125/EC.

Due to different applicable electrical specifications, a charger you purchased in one jurisdiction may not work in another jurisdiction. They should be used for this purpose only.

**● RADIO WAVES****THIS DEVICE MEETS INTERNATIONAL GUIDELINES FOR EXPOSURE TO RADIO WAVES**

Your device is a radio transmitter and receiver. It is designed not to exceed the limits for exposure to radio waves (radio frequency electromagnetic fields) recommended by international guidelines. The guidelines were developed by an independent scientific organization (ICNIRP) and include a substantial safety margin designed to assure the safety of all persons, regardless of age and health.

The radio wave exposure guidelines use a unit of measurement known as the Specific Absorption Rate, or SAR. The SAR limit for mobile devices is 2 W/kg.



Tests for SAR are conducted using standard operating positions with the device transmitting at its highest certified power level in all tested frequency bands. The highest SAR values under the ICNIRP guidelines for this device model are:

Maximum SAR for this model and conditions under which it was recorded:

Maximum SAR for this model and conditions under which it was recorded:	
Wi-Fi + Bluetooth version (Body-worn)	0.208 W/kg.

During use, the actual SAR values for this device are usually well below the values stated above. This is because, for purposes of system efficiency and to minimize interference on the network, the operating power of your device is automatically decreased when full power is not needed. The lower the power output of the device, the lower its SAR value.

Body-worn SAR testing has been carried out at a separation distance of 1.5 cm. To meet RF exposure guidelines during body-worn operation, the device should be positioned at least this distance away from the body.

If you are not using an approved accessory ensure that whatever product is used is free of any metal and that it positions the device the indicated distance away from the body.

Organizations such as the World Health Organization and the US Food and Drug Administration have suggested that if people are concerned and want to reduce their exposure they could use a hands-free accessory to keep the wireless device away from the head or body during use, or reduce the amount of time spent on the device.

- RoHS Approval

The modem is in compliance with the restriction of the use of certain hazardous substances in electrical and electronic equipment Directive 2011/65/EU (RoHS Directive).

## ● Regulatory information

The following approvals and notices apply in specific regions as noted.

**TCT** Mobile

TCT Mobile Europe SAS  
10 Avenue des Champs-Pieroux  
Intersol Le Capelle 63000 Clermont, France  
+33 1 46 52 91 00

### EC declaration of conformity / Déclaration de conformité CE

Product / Produit:	Tablet
Product Identification / Identification du produit:	ALCATEL one touch TAB THD / ONE TOUCH THD type 1889US
We / Nous:	TCT Mobile Europe SAS 10, avenue des Champs-Pieroux 63000 Clermont, France
<p>I declare under our sole responsibility that the product above mentioned is conform to the applicable essential requirements of the directive 1999/5/EC and that all essential requirements have been carried out.          Conformité assessment procedure : annex IV of the directive / Déclaration sous notre entière responsabilité que le produit ci-dessus est en conformité avec les exigences essentielles applicables de la directive 1999/5/CE et que toutes les dispositions essentielles ont été effectuées. Procédure d'évaluation de conformité : annexe IV de la directive.</p>	
<p>Applied standards / Normes appliquées:</p> <ul style="list-style-type: none"> <li>- Item 3.1.a) protection of the health and of the safety of the user (Article 3.1.a) (protection de la santé et de la sécurité de l'utilisateur)             <ul style="list-style-type: none"> <li>- EN 60950-1:2006 + A1:2009 + A1:2010 + A12:2011</li> <li>- EN 62479-1: (2010)</li> <li>- EN 50333-1: (2006)</li> <li>- EN 50333-2: (2003)</li> <li>- EN 62215: (2006)</li> <li>- EN 62289-1: (2010)</li> <li>- EN 50 900: 2010 IEC 2006, Council recommendation 1989/1/EEC (July 99)</li> </ul> </li> <li>- Item 3.1.c) protection requirements with respect to electromagnetic compatibility (Article 3.1.c) (exigences de protection en ce qui concerne la compatibilité électromagnétique)             <ul style="list-style-type: none"> <li>- EN 301 489-1 v1.9.2 (2011-03), EN 301 489-17 v1.2.1</li> </ul> </li> <li>- Item 3.2) effective use of spectrum so as to avoid harmful interference (Article 3.2) (utilisation efficace du spectre radioélectrique de façon à éviter des interférences dommageables)             <ul style="list-style-type: none"> <li>- EN 300 328 v1.7.1 (2006-10)</li> </ul> </li> </ul>	
<p>This product also conforms to the applicable requirements of following directives / Ce produit est en conformité avec la directive:</p> <ul style="list-style-type: none"> <li>- directive 2011/65/EU (RoHS) - restriction of the use of certain hazardous substances</li> </ul>	
<p>This product can connect with a Common Charger which complies with below standards:          Ce produit peut être utilisé avec un chargeur universel pour téléphone portable conforme aux standards suivants:         <ul style="list-style-type: none"> <li>- EN504 450-54 v1.3.1 (2010-02)</li> <li>- EN 301 489-1 v1.9.2 (2011-03)</li> </ul> </p>	
<p>Conformity of this product has been reviewed by the following notified body of directive 1999/5/EC / La conformité de ce produit a été vérifiée par l'organisme de certification (body body) suivant:          PROCEB TESTLAB GmbH          Königswinter 53, D-53605 Blumberg, Germany Identification number: 0300</p>	
Date: 2013-08-16	<div style="border: 1px solid black; padding: 5px; display: inline-block;"> <b>CE 0700</b> </div>
Signature:	
<p>Christophe Bernat          TCT Mobile Europe SAS / Deputy General Manager, EMEA</p>	

TCT Mobile Europe SAS - Siège social: 10 Avenue des Champs-Pieroux, Intersol Le Capelle 63000 Clermont France  
 SAS au capital de 20 000 000 Euros - RCS: Clermont 484 534 222 - Siret 484 534 222 00038 58 APPE 484022

- LICENCES



Micro SD Logo is a trademark.



The Bluetooth word mark and logos are owned by the Bluetooth SIG, Inc. and any use of such marks by TCT Mobile Limited and its affiliates is under license. Other trademarks and trade names are those of their respective owners. ONETOUCH TAB 7HD Bluetooth QD ID B020836



TouchPal™ and CooTek™ are trademarks of Shanghai HanXiang (CooTek) Information Technology Co., Ltd. and/or its Affiliates.



The Wi-Fi Logo is a certification mark of the Wi-Fi Alliance. Your device uses non-harmonized frequency and is intended for use in all European countries. The WLAN can be operated in the EU without restriction indoors, but cannot be operated outdoors in France.

## General information

Internet address: [www.alcatelonetouch.com](http://www.alcatelonetouch.com)

TCT Mobile Limited address: Room 1910-12A, Tower 3, China HK City, 33 Canton Road, Tsimshatsui, Kowloon, Hong Kong.

Hot Line Number: see "TCT Mobile Services" leaflet or go to our website.

On our website, you will find our FAQ (Frequently Asked Questions) section. You can also contact us by e-mail to ask any questions you may have.

An electronic version of this user guide is available in English and other languages according to availability on our server: [www.alcatelonetouch.com](http://www.alcatelonetouch.com)

Your device is a transceiver that operates on Wi-Fi and Bluetooth with 2.4GHz.

This equipment is in compliance with the essential requirements and other relevant provisions of Directive 1999/5/EC. The entire copy of the Declaration of Conformity for your device can be obtained through our website: [www.alcatelonetouch.com](http://www.alcatelonetouch.com).

CE 0700

## Disclaimer

There may be certain differences between the user manual description and the device operation, depending on the software release of your device or specific operator services.

TCT Mobile shall not be held legally responsible for such differences, if any, nor for their potential consequences, which responsibility shall be borne by the operator exclusively.

This handset may contain materials, including applications and software in executable or source code form, which is submitted by third parties for inclusion in this handset ("Third Party Materials"). All third party materials in this handset are provided "as is", without warranty of any kind, whether express or implied, including the implied warranties of merchantability, fitness for a particular purpose or use/third party application, interoperability with other materials or applications of the purchaser and non-infringement of copyright. The purchaser undertakes that TCT Mobile has complied with all quality obligations incumbent upon it as a manufacturer of mobile devices and handsets in complying with Intellectual Property rights. TCT Mobile will at no stage be responsible for the inability or failure of the Third Party Materials to operate on this handset or in interaction with any other devices of the purchaser. To the maximum extent permitted by law, TCT Mobile disclaims all liability for any claims, demands, suits or actions, and more specifically – but not limited to – tort law actions, under any theory of liability, arising out of the use, by whatever means, or attempts to use, such Third Party Materials. Moreover, the present Third Party Materials, which are provided free of charge by TCT Mobile, may be subject to paid updates and upgrades in the future; TCT Mobile waives any responsibility regarding such additional costs, which shall be borne exclusively by the purchaser. The availability of the applications may vary depending on the countries and the operators where the handset is used; in no event shall the list of possible applications and software provided with the handsets be considered as an undertaking from TCT Mobile; it shall remain merely as information for the purchaser. Therefore, TCT Mobile shall not be held responsible for the lack of availability of one or more applications wished for by the purchaser, as its availability depends on the country and the operator of the purchaser. TCT mobile reserves the right at any time to add or remove Third Party Materials from its handsets without prior notice; in no event shall TCT Mobile be held responsible by the purchaser for any consequences that such removal may have on the purchaser regarding the use or attempt to use such applications and Third Party Materials.

ALCATEL is a trademark of Alcatel-Lucent  
and is used under license by  
TCT Mobile Limited.

© Copyright 2012 TCT Mobile Limited

All rights reserved

TCT Mobile Limited reserves  
the right to alter material  
or technical specification  
without prior notice.

TCT Mobile Limited address: Room 1910-12A, Tower 3, China HK City, 33 Canton Road, Tsimshatsui, Kowloon, Hong Kong.